



City of North Tonawanda Digital Budget Book



Last updated 11/02/23





TABLE OF CONTENTS

Fund Summaries	3
Genral Fund	4
Water Fund	25
Sewer Fund	32
Debt	40
Government-wide Debt	41

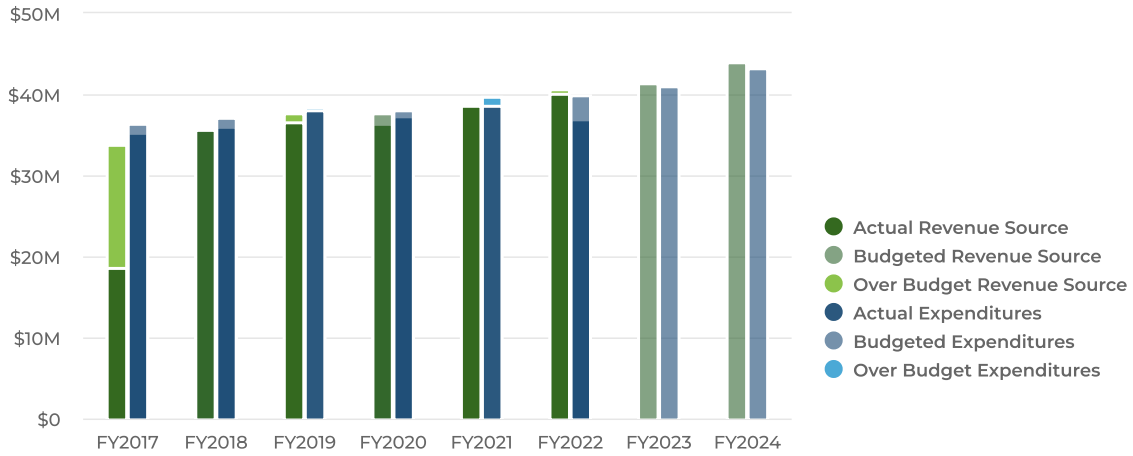
FUND SUMMARIES





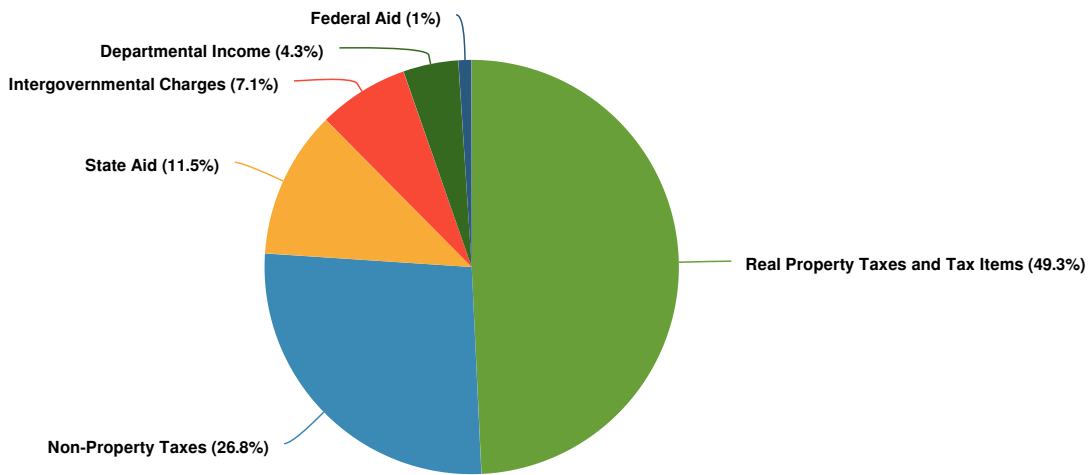
Summary

The City of North Tonawanda is projecting \$44.08M of revenue in FY2024, which represents a 6.2% increase over the prior year. Budgeted expenditures are projected to increase by 5% or \$2.05M to \$43.25M in FY2024.

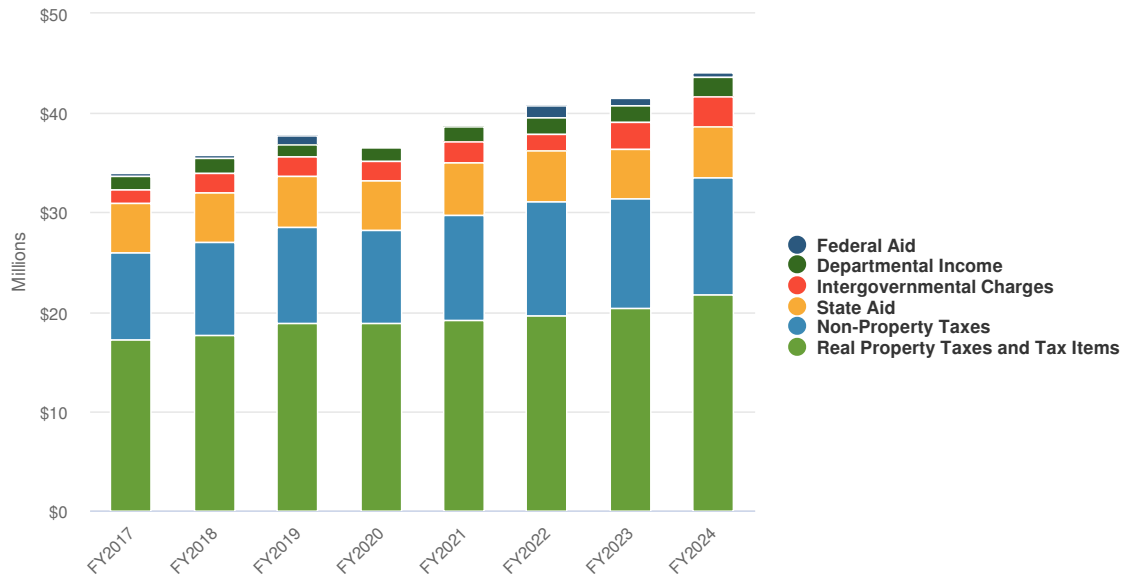


Revenues by Source

Projected 2024 Revenues by Source



Budgeted and Historical 2024 Revenues by Source



Name	FY2022 Budgeted	FY2022 Actual	FY2023 Budgeted	FY2024 Budgeted	FY2023 Budgeted vs. FY2024 Budgeted (\$ Change)
Revenue Source					
Real Property Taxes and Tax Items					
REAL PROPERTY TAXES	\$18,285,688.71	\$18,588,185.34	\$19,199,973.14	\$20,446,051.40	\$1,246,078.26
DELINQUENT TAX REVENUE	\$725,000.00	\$611,979.48	\$725,000.00	\$760,000.00	\$35,000.00
PAYMENTS IN LIEU OF TAXES	\$237,000.00	\$229,689.58	\$220,000.00	\$248,000.00	\$28,000.00
PENALTIES ON REAL PROPERTY TAXES	\$200,000.00	\$150,401.97	\$180,000.00	\$260,000.00	\$80,000.00
Total Real Property Taxes and Tax Items:	\$19,447,688.71	\$19,580,256.37	\$20,324,973.14	\$21,714,051.40	\$1,389,078.26
Non-Property Taxes					
SALES TAX DISTRIBUTION BY COUNTY	\$9,000,000.00	\$10,287,674.18	\$9,850,000.00	\$10,400,000.00	\$550,000.00
UTILITIES GROSS RECEIPTS TAX	\$800,000.00	\$737,004.79	\$800,000.00	\$960,000.00	\$160,000.00
FRANCHISE TAX	\$450,000.00	\$458,891.40	\$450,000.00	\$450,000.00	\$0.00
Total Non-Property Taxes:	\$10,250,000.00	\$11,483,570.37	\$11,100,000.00	\$11,810,000.00	\$710,000.00
Departmental Income					
TREASURER FEES	\$75,000.00	\$39,275.18	\$75,000.00	\$80,000.00	\$5,000.00
TAX SEARCH FEE	\$28,000.00	\$20,400.03	\$28,000.00	\$28,000.00	\$0.00
CHARGES FOR TAX ADVERTISING	\$2,000.00		\$2,000.00	\$2,000.00	\$0.00
CLERK FEES	\$2,500.00	\$3,085.00	\$2,500.00	\$2,750.00	\$250.00
POLICE FEES	\$3,000.00	\$2,463.00	\$2,500.00	\$2,500.00	\$0.00
FIRE FEES	\$25,000.00	\$18,120.30	\$25,000.00	\$25,000.00	\$0.00
PUBLIC POUND CHARGES	\$300.00	\$250.00	\$500.00	\$500.00	\$0.00
ENGINEERING BIDS	\$0.00	\$200.00	\$0.00	\$0.00	\$0.00
EVENT BILLING	\$15,000.00	\$6,067.00	\$0.00	\$0.00	\$0.00



Name	FY2022 Budgeted	FY2022 Actual	FY2023 Budgeted	FY2024 Budgeted	FY2023 Budgeted vs. FY2024 Budgeted (\$ Change)
VITAL STATISTICS FEES	\$17,000.00	\$16,902.00	\$16,000.00	\$16,000.00	\$0.00
PUBLIC WORKS SERVICES	\$15,000.00	\$8,459.00	\$15,000.00	\$15,000.00	\$0.00
PUBLIC MARKET CHARGES	\$45,000.00	\$60,175.00	\$55,000.00	\$62,000.00	\$7,000.00
PARK AND RECREATION CHARGES	\$80,000.00	\$130,090.71	\$70,000.00	\$114,000.00	\$44,000.00
PARK PERMITS	\$13,500.00	\$12,193.00	\$13,500.00	\$16,500.00	\$3,000.00
TREE PLANTING PROGRAM	\$2,000.00	\$3,960.00	\$3,000.00	\$5,000.00	\$2,000.00
BOAT LAUNCH PERMITS	\$20,000.00	\$12,559.18	\$16,000.00	\$20,000.00	\$4,000.00
CANALFEST AGREEMENT	\$14,000.00	\$30,000.00	\$30,000.00	\$30,000.00	\$0.00
DOCKING FEES	\$30,000.00	\$40,662.18	\$50,000.00	\$55,000.00	\$5,000.00
MARINA CONCESSIONAIRE	\$34,000.00	\$42,314.36	\$45,000.00	\$45,000.00	\$0.00
RECREATION CONCESSION	\$300,000.00	\$294,966.05	\$315,000.00	\$335,000.00	\$20,000.00
GOLF COURSE CHARGES	\$930,000.00	\$910,317.46	\$980,000.00	\$1,040,000.00	\$60,000.00
ZONING FEES	\$2,300.00	\$2,730.00	\$2,300.00	\$2,600.00	\$300.00
REFUSE AND GARBAGE CHARGES	\$14,000.00	\$5,265.00	\$14,000.00	\$5,265.00	-\$8,735.00
BELMONT HOUSING AUDIT FEES	\$1,750.00	\$1,750.00	\$1,750.00	\$1,750.00	\$0.00
Total Departmental Income:	\$1,669,350.00	\$1,662,204.45	\$1,762,050.00	\$1,903,865.00	\$141,815.00
Intergovernmental Charges					
SCHOOL RESOURCE OFFICER				\$501,600.00	\$501,600.00
TAX SERVICES BOARD OF EDUCATION	\$15,000.00	\$15,000.00	\$15,000.00	\$15,000.00	\$0.00
PUBLIC SAFETY SERVICES COUNTY	\$33,000.00	\$26,353.94	\$33,000.00	\$33,000.00	\$0.00
PUBLIC SAFETY SERVICES OTHER GOVERNMENTS	\$0.00	\$5,463.44	\$0.00	\$0.00	\$0.00
YOUTH AND RECREATION SVCS, COUNTY	\$5,000.00		\$5,000.00	\$0.00	-\$5,000.00
OTHER CULTURAL SERVICES	\$0.00	\$325.00	\$0.00	\$0.00	\$0.00
INTEREST AND EARNINGS	\$5,000.00	\$52,434.39	\$20,000.00	\$150,000.00	\$130,000.00
INTEREST EARNED CAPITAL	\$500.00		\$500.00	\$0.00	-\$500.00
RENT REAL PROPERTY	\$135,000.00	\$35,264.88	\$35,000.00	\$75,000.00	\$40,000.00
COMMISSIONS	\$765.00	\$2,013.75	\$765.00	\$1,500.00	\$735.00
BUSINESS LICENSES	\$2,300.00	\$2,111.00	\$2,000.00	\$2,000.00	\$0.00
MARRIAGE LICENSES	\$2,500.00	\$2,852.50	\$2,500.00	\$2,500.00	\$0.00
HUNT AND FISHING LICENSES	\$1,100.00	\$884.12	\$1,100.00	\$1,100.00	\$0.00
TRAILER LICENSES	\$0.00	\$101.00	\$0.00	\$0.00	\$0.00
BINGO LICENSE	\$2,000.00	\$2,374.99	\$2,000.00	\$2,000.00	\$0.00
GAMES OF CHANCE	\$100.00	\$80.00	\$100.00	\$100.00	\$0.00
DOG LICENSES	\$25,000.00	\$19,526.00	\$21,000.00	\$21,000.00	\$0.00
CAR DEALERSHIP LICENSE	\$3,000.00	\$2,100.00	\$3,000.00	\$2,100.00	-\$900.00
CONTRACTOR LICENSE	\$90,000.00	\$50,750.00	\$77,000.00	\$88,000.00	\$11,000.00
BUILDING PERMITS	\$367,830.00	\$385,973.90	\$420,392.91	\$415,608.00	-\$4,784.91
PLUMBING LICENSE	\$31,000.00	\$12,775.00	\$20,000.00	\$20,000.00	\$0.00
PLUMBING PERMITS	\$50,000.00	\$59,689.00	\$60,000.00	\$60,000.00	\$0.00
GRADING PERMITS	\$4,000.00	\$4,249.00	\$6,000.00	\$6,000.00	\$0.00

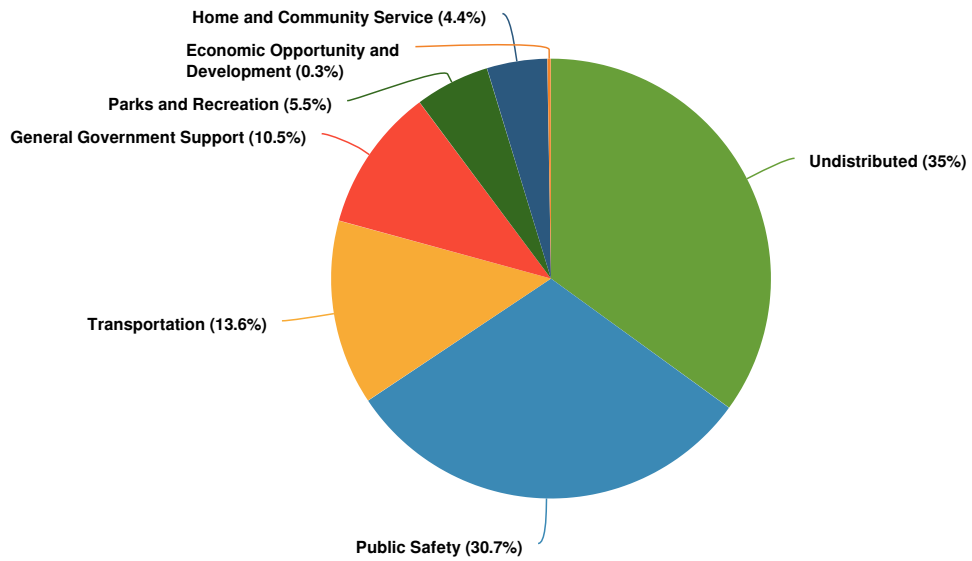


Name	FY2022 Budgeted	FY2022 Actual	FY2023 Budgeted	FY2024 Budgeted	FY2023 Budgeted vs. FY2024 Budgeted (\$ Change)
FINES & FORFIETED BAIL	\$870,000.00	\$735,729.94	\$810,000.00	\$775,000.00	-\$35,000.00
SALE OF SCRAP	\$35,000.00	\$65,070.68	\$35,000.00	\$40,000.00	\$5,000.00
SALES OF REFUSE FOR RECYCLING	\$0.00	\$390.00	\$0.00	\$0.00	\$0.00
MINOR SALES	\$100.00		\$100.00	\$100.00	\$0.00
SALE OF REAL PROPERTY	\$800,000.00	\$59,840.00	\$800,000.00	\$650,000.00	-\$150,000.00
SELF INSURANCE RECOVERIES	\$190,000.00	\$179,488.12	\$190,000.00	\$190,000.00	\$0.00
OTHER COMPENSATION FOR LOSS	\$10,000.00	\$12,715.75	\$10,000.00	\$10,000.00	\$0.00
REFUND OF PRIOR YEAR EXPENSE	\$1,000.00	\$1,068.54	\$1,000.00	\$1,000.00	\$0.00
PREMIUM ON DEBT OBLIGATIONS	\$10,000.00	\$276.00	\$10,000.00	\$10,000.00	\$0.00
UNCLASSIFIED REVENUE	\$5,000.00		\$32,000.00	\$50,000.00	\$18,000.00
Total Intergovernmental Charges:	\$2,694,195.00	\$1,734,900.94	\$2,612,457.91	\$3,122,608.00	\$510,150.09
State Aid					
STATE REVENUE SHARING	\$4,335,111.00	\$4,335,111.00	\$4,335,111.00	\$4,335,111.00	\$0.00
MORTGAGE TAX	\$430,000.00	\$664,024.04	\$430,000.00	\$500,000.00	\$70,000.00
COURT FACILITIES	\$48,000.00	\$61,664.54	\$82,000.00	\$82,000.00	\$0.00
PUBLIC SAFETY GRANT I	\$13,066.00	\$22,389.56	\$13,066.00	\$68,220.00	\$55,154.00
HIGHWAY	\$123,170.00		\$123,170.00	\$60,000.00	-\$63,170.00
YOUTH PROGRAMS	\$31,800.00	\$35,800.00	\$31,800.00	\$35,800.00	\$4,000.00
Total State Aid:	\$4,981,147.00	\$5,118,989.14	\$5,015,147.00	\$5,081,131.00	\$65,984.00
Federal Aid					
FEDERAL AID OTHER	\$1,051,021.00	\$1,241,356.00	\$707,000.00	\$410,501.00	-\$296,499.00
OTHER PUBLIC SAFETY (CHILD PASSENGER)	\$0.00	\$2,679.56	\$0.00	\$0.00	\$0.00
OTHER PUBLIC SAFETY_RAILROAD GRANT	\$0.00		\$0.00	\$40,000.00	\$40,000.00
COMMUNITY DEVELOPMENT	\$0.00	\$374.26	\$0.00	\$0.00	\$0.00
Total Federal Aid:	\$1,051,021.00	\$1,244,409.82	\$707,000.00	\$450,501.00	-\$256,499.00
Total Revenue Source:	\$40,093,401.71	\$40,824,331.09	\$41,521,628.05	\$44,082,156.40	\$2,560,528.35

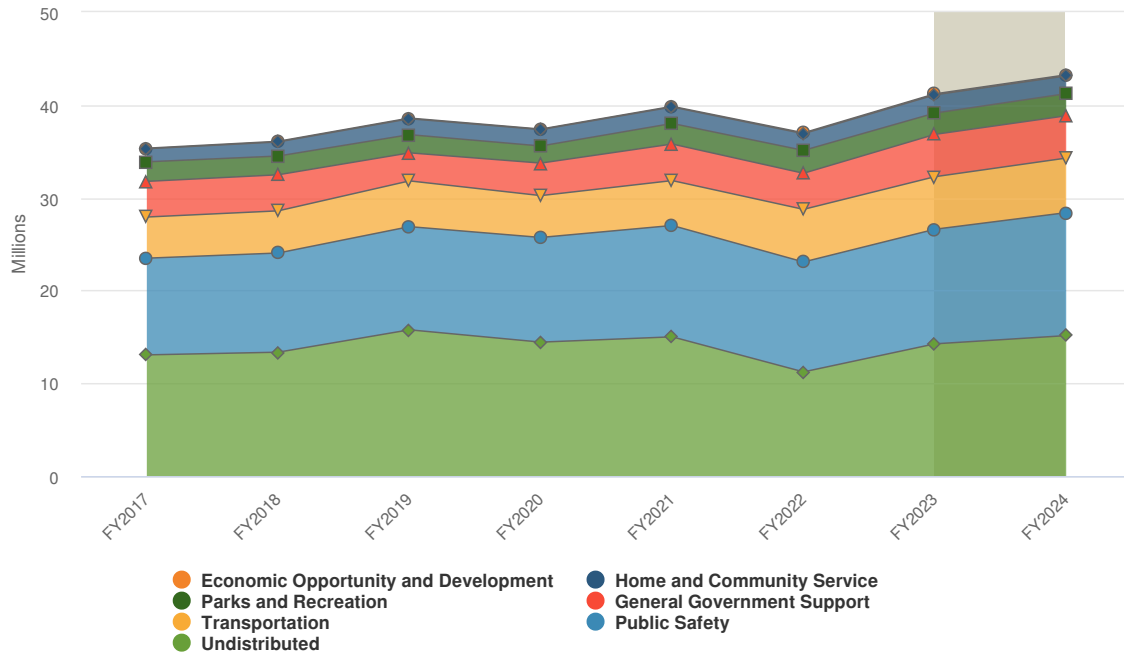


Expenditures by Function

Budgeted Expenditures by Function



Budgeted and Historical Expenditures by Function



Grey background indicates budgeted figures.

Name	FY2022 Budgeted	FY2022 Actual	FY2023 Budgeted	FY2024 Budgeted	FY2023 Budgeted vs. FY2024 Budgeted (\$ Change)
Expenditures					
General Government Support					
Personal Services					
COMMON COUNCIL - PERSONAL SERVICES	\$40,500.00	\$40,192.00	\$40,500.00	\$40,500.00	\$0.00
MAYOR - PERSONAL SERVICES	\$98,000.00	\$96,165.39	\$98,000.00	\$99,500.00	\$1,500.00
ACCOUNTING - PERSONAL SERVICES	\$229,060.00	\$224,506.67	\$239,851.00	\$248,914.00	\$9,063.00
TREASURER - PERSONAL SERVICES	\$171,090.00	\$143,042.50	\$177,598.00	\$183,526.00	\$5,928.00
ASSESSMENT - PERSONAL SERVICES	\$215,568.00	\$224,001.58	\$223,447.00	\$228,990.00	\$5,543.00
CITY CLERK - PERSONAL SERVICES	\$134,939.00	\$162,438.13	\$129,031.00	\$132,356.00	\$3,325.00
LAW - PERSONAL SERVICES	\$194,382.00	\$183,444.17	\$245,440.52	\$237,978.00	-\$7,462.52
Human Resources – Personal Services			\$40,000.00	\$0.00	-\$40,000.00
ENGINEER - PERSONAL SERVICES	\$235,314.00	\$228,058.11	\$252,104.00	\$266,779.00	\$14,675.00
PUBLIC WORKS ADMINISTRATION - PERSONAL SERVICES	\$540,764.00	\$592,692.16	\$599,952.00	\$612,073.00	\$12,121.00
BUILDINGS - PERSONAL SERVICES	\$280,333.60	\$280,079.09	\$296,332.20	\$279,642.00	-\$16,690.20
Total Personal Services:	\$2,139,950.60	\$2,174,619.80	\$2,342,255.72	\$2,330,258.00	-\$11,997.72
Operating Expenses					
COMMON COUNCIL - ADMINISTRATION	\$2,000.00	\$1,165.21	\$1,000.00	\$1,000.00	\$0.00
MAYOR - ADMINISTRATION	\$2,500.00	\$2,659.88	\$5,000.00	\$5,000.00	\$0.00
MAYOR - OPERATIONS	\$781.00	\$569.75	\$0.00	\$0.00	\$0.00
MAYOR - OPERATIONS - NIMAC	\$5,000.00	\$5,000.00	\$5,000.00	\$5,000.00	\$0.00
MAYOR - OPERATIONS - NIACAP	\$3,000.00	\$3,000.00	\$3,000.00	\$3,000.00	\$0.00
ACCOUNTING - ADMINISTRATION	\$17,000.00	\$16,911.52	\$17,000.00	\$17,000.00	\$0.00
ACCOUNTING - CONTRACTUAL_GRANTS CONSULTANT	\$22,000.00	\$21,600.00	\$50,000.00	\$50,000.00	\$0.00
ACCOUNTING _CONTRACTUAL_DEBT COUNSEL	\$8,000.00	\$27,415.42	\$14,500.00	\$17,000.00	\$2,500.00
ACCOUNTING - OPERATIONS	\$14,000.00	\$14,000.00	\$45,048.00	\$20,000.00	-\$25,048.00
ACCOUNTING - INDEPENDENT AUDIT CONTRACT	\$28,000.00	\$35,787.50	\$28,000.00	\$28,000.00	\$0.00
CONTRACTUAL_GASB VALUATION	\$8,000.00	\$7,170.00	\$8,000.00	\$8,000.00	\$0.00
TREASURER - ADMINISTRATION	\$18,200.00	\$16,629.76	\$19,300.00	\$19,300.00	\$0.00
TREASURER - OPERATIONS	\$2,000.00	\$1,602.05	\$2,000.00	\$2,000.00	\$0.00
ASSESSMENT - ADMINISTRATION	\$3,000.00	\$3,204.96	\$3,600.00	\$5,000.00	\$1,400.00
ASSESSMENT - REPAIRS & MAINTENANCE	\$105.00	\$134.99	\$300.00	\$1,000.00	\$700.00
ASSESSMENT - OPERATIONS	\$5,625.00	\$4,467.19	\$8,550.00	\$8,800.00	\$250.00
TAX ADVERTISING AND EXPENSE - OPERATIONS	\$2,000.00		\$2,000.00	\$2,000.00	\$0.00
PROPERTY ACQUIRED FOR TAXES - OPERATIONS	\$12,000.00		\$12,000.00	\$12,000.00	\$0.00
TAX SALE CERTIFICATES SCHOOL - OPERATIONS	\$400,000.00	\$461,337.48	\$475,000.00	\$475,000.00	\$0.00



Name	FY2022 Budgeted	FY2022 Actual	FY2023 Budgeted	FY2024 Budgeted	FY2023 Budgeted vs. FY2024 Budgeted (\$ Change)
CITY CLERK - ADMINISTRATION	\$25,000.00	\$23,960.03	\$25,000.00	\$25,000.00	\$0.00
LAW - ADMINISTRATION	\$3,318.00	\$1,676.03	\$3,318.00	\$15,000.00	\$11,682.00
LAW - REPAIRS & MAINTENANCE	\$1,000.00	\$984.79	\$1,000.00	\$2,500.00	\$1,500.00
LAW - OPERATIONS	\$12,000.00	\$8,901.76	\$12,000.00	\$5,000.00	-\$7,000.00
PERSONNEL - BACKGROUND CHECKS	\$500.00		\$500.00	\$0.00	-\$500.00
ENGINEER - ADMINISTRATION	\$15,000.00	\$11,658.24	\$15,000.00	\$15,000.00	\$0.00
ENGINEER - REPAIR & MAINTENANCE	\$2,500.00		\$2,500.00	\$2,500.00	\$0.00
ENGINEER - OPERATIONS	\$3,600.00	\$5,319.30	\$3,600.00	\$19,700.00	\$16,100.00
ELECTIONS - OPERATIONS	\$500.00	\$360.00	\$500.00	\$500.00	\$0.00
PUBLIC WORKS ADMINISTRATION - ADMINISTRATION	\$29,500.00	\$20,315.55	\$29,500.00	\$29,500.00	\$0.00
PUBLIC WORKS ADMINISTRATION - REPAIRS & MAINTENANCE	\$5,000.00	\$2,903.66	\$5,000.00	\$5,000.00	\$0.00
PUBLIC WORKS ADMINISTRATION - BUILDINGS & GROUNDS	\$38,725.00	\$46,077.66	\$40,000.00	\$45,000.00	\$5,000.00
BUILDINGS - ADMINISTRATION	\$1,400.00	\$1,261.67	\$1,400.00	\$1,400.00	\$0.00
BUILDINGS - REPAIRS & MAINTENANCE	\$2,800.00	\$2,625.23	\$3,500.00	\$3,500.00	\$0.00
BUILDINGS - BUILDING & GROUNDS	\$75,000.00	\$83,760.07	\$92,000.00	\$75,000.00	-\$17,000.00
BUILDINGS - UTILITIES	\$55,000.00	\$69,791.25	\$55,000.00	\$60,000.00	\$5,000.00
BUILDINGS - OPERATIONS	\$8,500.00	\$8,307.06	\$8,500.00	\$8,500.00	\$0.00
CENTRAL COMMUNICATION SYSTEM - CENTRAL COMMUNICATIONS SYSTEM	\$14,000.00	\$11,827.78	\$14,000.00	\$26,500.00	\$12,500.00
CENTRAL PRINTING AND MAILING - ADMINISTRATION	\$47,000.00	\$39,213.11	\$47,000.00	\$47,000.00	\$0.00
CENTRAL DATA PROCESSING - DATA PROCESSING EQUIPMENT	\$120,000.00	\$128,923.54	\$15,000.00	\$15,000.00	\$0.00
CENTRAL DATA PROCESSING - NETWORK AND TECHNICAL SUPPORT	\$50,000.00	\$49,530.02	\$55,000.00	\$55,000.00	\$0.00
CENTRAL DATA PROCESSING - IPAD WIRELESS CHARGES AND EQUIPMENT	\$4,000.00	\$70.88	\$0.00	\$0.00	\$0.00
CENTRAL DATA PROCESSING - CABLE AND INTERNET	\$12,000.00	\$12,625.61	\$15,000.00	\$15,000.00	\$0.00
CENTRAL DATA PROCESSING - SHARED SOFTWARE SYSTEMS	\$16,500.00	\$19,571.02	\$36,000.00	\$20,000.00	-\$16,000.00
UNALLOCATED INSURANCE - OPERATIONS	\$289,214.00	\$299,480.03	\$300,000.00	\$375,000.00	\$75,000.00
JUDGEMENTS AND CLAIMS - OPERATIONS	\$275,000.00	\$241,168.52	\$231,300.00	\$175,000.00	-\$56,300.00
LEASES AND RIGHTS OF WAY - OPERATIONS	\$2,500.00	\$2,315.59	\$2,700.00	\$2,800.00	\$100.00
TAXES ON CITY PROPERTY - OPERATIONS	\$8,000.00	\$771.98	\$8,000.00	\$8,000.00	\$0.00
UNPAID CITY TAX - PROVISION FOR UNCOLLECTED TAXES	\$500,000.00		\$500,000.00	\$460,000.00	-\$40,000.00
CONTINGENT ACCOUNT - PROVISION FOR ADJUSTMENT TO WAGES	\$0.00		\$0.00	\$40,000.00	\$40,000.00
Total Operating Expenses:	\$2,170,768.00	\$1,716,056.09	\$2,221,616.00	\$2,231,500.00	\$9,884.00



Name	FY2022 Budgeted	FY2022 Actual	FY2023 Budgeted	FY2024 Budgeted	FY2023 Budgeted vs. FY2024 Budgeted (\$ Change)
Total General Government Support:	\$4,310,718.60	\$3,890,675.89	\$4,563,871.72	\$4,561,758.00	-\$2,113.72
Public Safety					
Personal Services					
POLICE - PERSONAL SERVICES	\$5,970,645.00	\$6,021,863.42	\$6,200,328.01	\$6,798,409.69	\$598,081.68
TRAFFIC CONTROL - PERSONAL SERVICES	\$418,885.00	\$320,228.89	\$428,706.00	\$440,667.00	\$11,961.00
FIRE PROTECTION - PERSONAL SERVICES	\$4,055,176.60	\$4,009,287.66	\$4,136,280.13	\$4,350,653.00	\$214,372.87
CONTROL OF ANIMALS - PERSONAL SERVICES	\$23,920.00	\$22,489.72	\$25,116.00	\$25,116.00	\$0.00
SAFETY INSPECTION - PERSONAL SERVICES	\$290,085.00	\$263,861.93	\$293,879.00	\$335,804.00	\$41,925.00
EMERGENCY MANAGEMENT - PERSONAL SERVICES	\$14,000.00	\$7,000.06	\$14,000.00	\$14,000.00	\$0.00
Total Personal Services:	\$10,772,711.60	\$10,644,731.68	\$11,098,309.14	\$11,964,649.69	\$866,340.55
Operating Expenses					
POLICE - BODY CAMERA EQUIPMENT	\$24,897.00	\$24,234.94	\$19,488.00	\$11,000.00	-\$8,488.00
POLICE - POLICE VEHICLES	\$146,146.00	\$146,146.00	\$130,000.00	\$150,000.00	\$20,000.00
POLICE - FEDERAL / STATE GRANT	\$0.00	\$2,504.65	\$0.00	\$0.00	\$0.00
POLICE - CHILD PASSENGER SAFETY PROGRAM	\$0.00		\$2,500.00	\$2,000.00	-\$500.00
POLICE - WEAPONS AND GUNS	\$31,100.00	\$31,100.00	\$33,100.00	\$30,100.00	-\$3,000.00
POLICE - PUBLIC SAFETY EQUIPMENT	\$1,500.00	\$1,500.00	\$1,500.00	\$1,700.00	\$200.00
POLICE - SWAT TEAM EQUIPMENT	\$6,000.00	\$6,000.00	\$6,000.00	\$6,000.00	\$0.00
POLICE - ADMINISTRATION	\$69,639.52	\$67,430.26	\$77,173.00	\$87,915.00	\$10,742.00
POLICE - REPAIRS & MAINTENANCE	\$81,000.00	\$70,264.46	\$76,500.00	\$82,000.00	\$5,500.00
POLICE - OPERATIONS	\$170,496.30	\$175,772.44	\$168,480.00	\$177,730.00	\$9,250.00
POLICE - MARINE PATROL			\$8,350.00	\$7,750.00	-\$600.00
Police - R&M Building and Grounds			\$5,000.00	\$5,000.00	\$0.00
TRAFFIC CONTROL - UTILITIES	\$25,000.00	\$21,798.58	\$25,000.00	\$25,000.00	\$0.00
TRAFFIC CONTROL - OPERATIONS	\$75,000.00	\$148,848.88	\$100,000.00	\$125,000.00	\$25,000.00
FIRE PROTECTION - OFFICE FURNITURE	\$0.00		\$2,500.00	\$3,500.00	\$1,000.00
FIRE PROTECTION - OFFICE EQUIPMENT	\$2,500.00	\$2,500.00	\$3,500.00	\$3,500.00	\$0.00
FIRE VEHICLES AND EQUIPMENT	\$16,000.00	\$4,255.00	\$16,000.00	\$16,500.00	\$500.00
FIRE PROTECTION - PUBLIC SAFETY EQUIPMENT	\$20,000.00	\$18,362.35	\$20,000.00	\$20,000.00	\$0.00
FIRE PROTECTION - COMMUNICATIONS EQUIPMENT	\$2,500.00	\$1,795.50	\$5,000.00	\$6,000.00	\$1,000.00
FIRE PROTECTION - PROTECTIVE GEAR	\$40,000.00	\$40,000.00	\$40,000.00	\$40,000.00	\$0.00
FIRE PROTECTION - FIRE HOSE	\$2,500.00	\$4,169.26	\$5,000.00	\$5,000.00	\$0.00
FIRE PROTECTION - HAZ-MAT EQUIPMENT	\$2,500.00	\$2,409.45	\$3,500.00	\$3,500.00	\$0.00
FIRE PROTECTION - ADMINISTRATION	\$65,000.00	\$53,981.82	\$65,000.00	\$60,000.00	-\$5,000.00



Name	FY2022 Budgeted	FY2022 Actual	FY2023 Budgeted	FY2024 Budgeted	FY2023 Budgeted vs. FY2024 Budgeted (\$ Change)
FIRE PROTECTION - REPAIRS & MAINTENANCE	\$80,000.00	\$63,013.63	\$60,000.00	\$65,000.00	\$5,000.00
FIRE PROTECTION - BUILDING & GROUNDS	\$37,000.00	\$30,066.12	\$37,000.00	\$30,000.00	-\$7,000.00
FIRE PROTECTION - UTILITIES	\$35,700.00	\$31,040.06	\$45,000.00	\$46,350.00	\$1,350.00
FIRE PROTECTION - OPERATIONS	\$115,000.00	\$103,447.35	\$125,000.00	\$105,000.00	-\$20,000.00
FIRE PROTECTION - VOLUNTEER FIRE HALL CONTRACTS	\$125,679.00	\$125,675.48	\$125,679.00	\$125,679.00	\$0.00
CONTROL OF ANIMALS - OPERATIONS	\$3,600.00	\$3,600.00	\$3,600.00	\$7,200.00	\$3,600.00
SAFETY INSPECTION - ADMINISTRATION	\$12,000.00	\$11,600.38	\$13,000.00	\$13,500.00	\$500.00
SAFETY INSPECTION - REPAIRS & MAINTENANCE	\$2,000.00		\$1,000.00	\$2,000.00	\$1,000.00
SAFETY INSPECTION - OPERATIONS	\$5,800.00	\$11,965.06	\$18,000.00	\$10,000.00	-\$8,000.00
EMERGENCY MANAGEMENT - COMMUNICATIONS EQUIPMENT	\$2,500.00		\$2,500.00	\$3,500.00	\$1,000.00
EMERGENCY MANAGEMENT - ADMINISTRATION	\$3,000.00	\$194.13	\$3,000.00	\$5,000.00	\$2,000.00
EMERGENCY MANAGEMENT - REPAIRS & MAINTENANCE	\$2,500.00	\$147.34	\$2,500.00	\$2,500.00	\$0.00
EMERGENCY MANAGEMENT - OPERATIONS	\$5,000.00		\$5,000.00	\$6,000.00	\$1,000.00
Total Operating Expenses:	\$1,211,557.82	\$1,203,823.14	\$1,254,870.00	\$1,290,924.00	\$36,054.00
Total Public Safety:	\$11,984,269.42	\$11,848,554.82	\$12,353,179.14	\$13,255,573.69	\$902,394.55
Transportation					
Personal Services					
MAINTENANCE OF STREETS - PERSONAL SERVICES	\$3,041,484.00	\$3,014,493.63	\$3,290,420.00	\$3,389,644.00	\$99,224.00
SNOW REMOVAL - PERSONAL SERVICES	\$6,000.00		\$35,000.00	\$10,000.00	-\$25,000.00
Total Personal Services:	\$3,047,484.00	\$3,014,493.63	\$3,325,420.00	\$3,399,644.00	\$74,224.00
Operating Expenses					
MAINTENANCE OF STREETS - AFSCME SAFETY & CLOTHING	\$15,500.00	\$15,137.06	\$15,500.00	\$15,500.00	\$0.00
MAINTENANCE OF STREETS - REPAIRS & MAINTENANCE	\$400,000.00	\$527,247.13	\$500,000.00	\$500,000.00	\$0.00
MAINTENANCE OF STREETS - ROAD RESURFACING	\$150,000.00	\$149,494.06	\$150,000.00	\$150,000.00	\$0.00
MAINTENANCE OF STREETS - BUILDING & GROUNDS	\$12,000.00	\$8,898.64	\$12,000.00	\$12,000.00	\$0.00
MAINTENANCE OF STREETS - UTILITIES	\$40,400.00	\$42,815.74	\$40,400.00	\$40,400.00	\$0.00
MAINTENANCE OF STREETS - OPERATIONS	\$400,000.00	\$716,691.04	\$550,000.00	\$570,000.00	\$20,000.00
MAINTENANCE OF STREETS - EQUIPMENT RENTAL	\$50,000.00	\$174,930.32	\$50,000.00	\$50,000.00	\$0.00
SNOW REMOVAL - OPERATIONS	\$242,500.00	\$241,307.64	\$270,000.00	\$200,000.00	-\$70,000.00
STREET LIGHTING - UTILITIES	\$600,000.00	\$716,754.75	\$600,000.00	\$720,000.00	\$120,000.00



Name	FY2022 Budgeted	FY2022 Actual	FY2023 Budgeted	FY2024 Budgeted	FY2023 Budgeted vs. FY2024 Budgeted (\$ Change)
SIDEWALKS - OPERATIONS	\$75,000.00	\$63,321.23	\$150,000.00	\$225,000.00	\$75,000.00
Total Operating Expenses:	\$1,985,400.00	\$2,656,597.61	\$2,337,900.00	\$2,482,900.00	\$145,000.00
Total Transportation:	\$5,032,884.00	\$5,671,091.24	\$5,663,320.00	\$5,882,544.00	\$219,224.00
Economic Opportunity and Development					
Personal Services					
PUBLIC MARKET - PERSONAL SERVICES	\$12,092.64	\$18,539.10	\$30,000.00	\$28,080.00	-\$1,920.00
PROGRAMS FOR AGING - PERSONAL SERVICES	\$42,450.00	\$35,601.32	\$42,450.00	\$44,241.00	\$1,791.00
Total Personal Services:	\$54,542.64	\$54,140.42	\$72,450.00	\$72,321.00	-\$129.00
Operating Expenses					
PUBLIC MARKET - OPERATIONS	\$900.00	\$1,480.46	\$900.00	\$2,000.00	\$1,100.00
PROGRAMS FOR AGING - BUILDING & GROUNDS	\$2,000.00	\$3,458.25	\$2,000.00	\$2,000.00	\$0.00
PROGRAMS FOR AGING - UTILITIES	\$15,000.00	\$15,170.23	\$15,000.00	\$15,000.00	\$0.00
PROGRAMS FOR AGING - OPERATIONS	\$15,600.00	\$15,445.18	\$15,600.00	\$20,900.00	\$5,300.00
Total Operating Expenses:	\$33,500.00	\$35,554.12	\$33,500.00	\$39,900.00	\$6,400.00
Total Economic Opportunity and Development:	\$88,042.64	\$89,694.54	\$105,950.00	\$112,221.00	\$6,271.00
Parks and Recreation					
Operating Expenses					
COUNCIL ON THE ARTS - UTILITIES	\$4,500.00	\$5,514.50	\$4,500.00	\$5,500.00	\$1,000.00
PARKS AND REC ADMINISTRATION - ADMINISTRATION	\$12,200.00	\$10,864.57	\$14,000.00	\$13,100.00	-\$900.00
PARKS - RECREATIONAL EQUIPMENT	\$32,000.00	\$2,455.61	\$35,000.00	\$19,300.00	-\$15,700.00
PARKS - ADMINISTRATION	\$3,000.00	\$2,682.14	\$3,000.00	\$3,000.00	\$0.00
PARKS - REPAIRS & MAINTENANCE	\$10,000.00	\$20,406.05	\$12,000.00	\$12,000.00	\$0.00
PARKS - BUILDING & GROUNDS	\$44,300.00	\$43,622.56	\$42,300.00	\$53,300.00	\$11,000.00
PARKS - UTILITIES	\$25,000.00	\$18,015.88	\$25,000.00	\$25,000.00	\$0.00
PARKS - OPERATIONS	\$46,000.00	\$56,606.42	\$54,000.00	\$67,800.00	\$13,800.00
PARKS - TREE PLANTING PROGRAM	\$3,000.00	\$6,687.00	\$6,000.00	\$6,000.00	\$0.00
PARKS - PINWOOD PARK DASNY 21		\$96,927.91	\$0.00	\$0.00	\$0.00
PARK _ GRATWICK_SHELTER_21		\$182,802.43	\$0.00	\$0.00	\$0.00
PARKS - TREE INVENTORY GIS		\$45,419.10	\$0.00	\$0.00	\$0.00
SPORTS AND RECREATION - ADMINISTRATION	\$5,000.00	\$3,253.10	\$4,000.00	\$4,000.00	\$0.00
SPORTS AND RECREATION - OPERATIONS	\$29,600.00	\$26,694.41	\$24,500.00	\$28,150.00	\$3,650.00
SWIMMING POOLS - ADMINISTRATION	\$350.00	\$180.00	\$350.00	\$1,400.00	\$1,050.00
SWIMMING POOLS - BUILDING & GROUNDS	\$12,000.00	\$5,079.95	\$1,500.00	\$900.00	-\$600.00
SWIMMING POOLS - UTILITIES	\$6,000.00	\$5,100.23	\$4,000.00	\$3,000.00	-\$1,000.00



Name	FY2022 Budgeted	FY2022 Actual	FY2023 Budgeted	FY2024 Budgeted	FY2023 Budgeted vs. FY2024 Budgeted (\$ Change)
SWIMMING POOLS - OPERATIONS	\$15,000.00	\$14,065.52	\$1,500.00	\$2,000.00	\$500.00
GOLF COURSE - ADMINISTRATION	\$5,700.00	\$6,448.46	\$8,100.00	\$9,700.00	\$1,600.00
GOLF COURSE - REPAIRS & MAINTENANCE	\$27,000.00	\$26,011.67	\$27,000.00	\$29,000.00	\$2,000.00
GOLF COURSE - BUILDING & GROUNDS	\$11,000.00	\$8,078.58	\$11,000.00	\$11,500.00	\$500.00
GOLF COURSE - UTILITIES	\$20,000.00	\$33,680.60	\$10,000.00	\$28,000.00	\$18,000.00
GOLF COURSE - OPERATIONS	\$173,050.00	\$170,482.88	\$253,550.00	\$233,550.00	-\$20,000.00
YOUTH PROGRAMS - ADMINISTRATION	\$400.00	\$281.46	\$400.00	\$400.00	\$0.00
YOUTH PROGRAMS - OPERATIONS	\$44,000.00	\$46,859.41	\$44,000.00	\$46,300.00	\$2,300.00
GATEWAY HARBOR - OPERATIONS	\$9,100.00	\$8,699.76	\$9,500.00	\$17,010.00	\$7,510.00
Total Operating Expenses:	\$538,200.00	\$846,920.20	\$595,200.00	\$619,910.00	\$24,710.00
Personal Services					
PARKS AND REC ADMINISTRATION - PERSONAL SERVICES	\$175,056.00	\$169,468.54	\$178,467.00	\$178,373.00	-\$94.00
PARKS - PERSONAL SERVICES	\$423,218.00	\$392,241.73	\$447,940.00	\$462,930.00	\$14,990.00
SPORTS AND RECREATION - PERSONAL SERVICES	\$150,278.00	\$153,767.82	\$162,402.00	\$168,466.00	\$6,064.00
SWIMMING POOLS - PERSONAL SERVICES	\$127,497.00	\$88,365.30	\$35,001.00	\$45,000.00	\$9,999.00
GOLF COURSE - PERSONAL SERVICES	\$615,950.00	\$591,511.66	\$627,385.00	\$643,810.75	\$16,425.75
YOUTH PROGRAMS - PERSONAL SERVICES	\$198,181.00	\$182,858.31	\$201,053.00	\$209,824.00	\$8,771.00
GATEWAY HARBOR - PERSONAL SERVICES	\$50,736.00	\$39,441.55	\$50,736.00	\$50,736.00	\$0.00
Total Personal Services:	\$1,740,916.00	\$1,617,654.91	\$1,702,984.00	\$1,759,139.75	\$56,155.75
Total Parks and Recreation:	\$2,279,116.00	\$2,464,575.11	\$2,298,184.00	\$2,379,049.75	\$80,865.75
Home and Community Service					
Personal Services					
ZONING BOARD - PERSONAL SERVICES	\$5,295.00	\$3,415.00	\$4,470.00	\$4,470.00	\$0.00
COMMUNITY DEVELOPMENT - PERSONAL SERVICES	\$78,851.00	\$81,773.43	\$84,981.00	\$84,981.00	\$0.00
GARBAGE AND REFUSE - PERSONAL SERVICES	\$719,070.00	\$599,252.13	\$738,494.00	\$753,413.00	\$14,919.00
Total Personal Services:	\$803,216.00	\$684,440.56	\$827,945.00	\$842,864.00	\$14,919.00
Operating Expenses					
COMMUNITY DEVELOPMENT - ADMINISTRATION	\$200.00		\$201.04	\$0.00	-\$201.04
COMMUNITY DEVELOPMENT - OPERATIONS	\$57,500.00	\$56,585.33	\$57,798.96	\$62,000.00	\$4,201.04
ENVIRONMENTAL CONTROL - PROFESSIONAL & TECHNICAL	\$7,000.00	\$5,200.00	\$14,500.00	\$25,500.00	\$11,000.00
GRATWICK RIVERSIDE PARK - REPAIRS & MAINTENANCE	\$25,000.00	\$8,913.80	\$25,000.00	\$18,200.00	-\$6,800.00



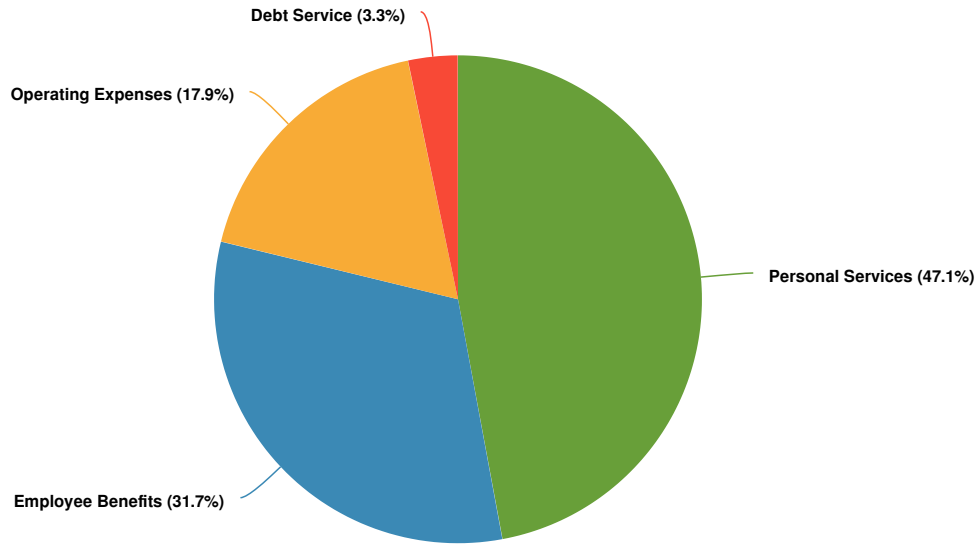
Name	FY2022 Budgeted	FY2022 Actual	FY2023 Budgeted	FY2024 Budgeted	FY2023 Budgeted vs. FY2024 Budgeted (\$ Change)
GRATWICK RIVERSIDE PARK - OPERATIONS	\$50,000.00	\$66,774.28	\$55,000.00	\$59,650.00	\$4,650.00
GARBAGE AND REFUSE - ADMINISTRATION	\$2,000.00	\$1,753.03	\$2,500.00	\$2,500.00	\$0.00
GARBAGE AND REFUSE - OPERATIONS	\$868,000.00	\$888,924.18	\$890,000.00	\$810,000.00	-\$80,000.00
GARBAGE AND REFUSE - RENTAL EQUIPMENT	\$80,000.00	\$80,000.00	\$83,766.44	\$83,766.44	\$0.00
CLEARANCE DEMOLITION AND REHAB - DECONVERSION REBATE	\$8,000.00	\$13,017.68	\$8,000.00	\$15,000.00	\$7,000.00
Total Operating Expenses:	\$1,097,700.00	\$1,121,168.30	\$1,136,766.44	\$1,076,616.44	-\$60,150.00
Total Home and Community Service:	\$1,900,916.00	\$1,805,608.86	\$1,964,711.44	\$1,919,480.44	-\$45,231.00
Undistributed					
Employee Benefits					
STATE RETIREMENT - REGULAR CITY EMPLOYEES	\$1,366,263.00	\$349,734.67	\$1,179,469.00	\$1,220,000.00	\$40,531.00
FIRE & POLICE RETIREMENT - FIRE & POLICE EMPLOYEE	\$2,851,388.00	\$712,847.00	\$3,029,485.00	\$3,472,212.00	\$442,727.00
SOCIAL SECURITY - SOCIAL SECURITY	\$1,300,000.00	\$1,342,742.16	\$1,365,000.00	\$1,433,250.00	\$68,250.00
WORKERS COMPENSATION - WORKERS COMPENSATION	\$1,015,000.00	\$849,907.93	\$1,015,000.00	\$1,055,600.00	\$40,600.00
WORKERS COMPENSATION - BENEFIT CONSULTANTS	\$15,000.00		\$15,000.00	\$20,000.00	\$5,000.00
LIFE INSURANCE - LIFE INSURANCE	\$35,000.00	\$32,497.50	\$35,000.00	\$35,000.00	\$0.00
UNEMPLOYMENT INSURANCE - UNEMPLOYMENT INSURANCE	\$20,000.00	\$13,839.48	\$20,000.00	\$20,000.00	\$0.00
MEDICAL INSURANCE - MEDICAL INSURANCE	\$3,728,116.10	\$3,706,900.05	\$3,728,116.10	\$3,877,240.74	\$149,124.64
RETIREE MEDICAL INSURANCE	\$2,695,248.00	\$1,979,181.63	\$2,495,248.00	\$2,440,248.00	-\$55,000.00
MEDICAL INSURANCE WAIVER	\$140,000.00		\$140,000.00	\$140,000.00	\$0.00
Total Employee Benefits:	\$13,166,015.10	\$8,987,650.42	\$13,022,318.10	\$13,713,550.74	\$691,232.64
Debt Service					
SERIAL BONDS - SERIAL BOND PRINCIPAL	\$1,012,000.00	\$1,152,000.00	\$1,012,000.00	\$883,775.00	-\$128,225.00
SERIAL BONDS - SERIAL BOND INTEREST	\$204,000.00	\$202,192.57	\$204,000.00	\$357,837.18	\$153,837.18
BOND ANTICIPATION NOTES - BAN INTEREST	\$0.00		\$0.00	\$161,500.00	\$161,500.00
TAX ANTICIPATION NOTE_INTEREST	\$11,000.00	\$10,861.10	\$11,000.00	\$20,000.00	\$9,000.00
Total Debt Service:	\$1,227,000.00	\$1,365,053.67	\$1,227,000.00	\$1,423,112.18	\$196,112.18
Transfers Out					
TRANSFERS OUT - TRANSFERS OUT	\$0.00	\$874,325.02	\$0.00	\$0.00	\$0.00
Total Transfers Out:	\$0.00	\$874,325.02	\$0.00	\$0.00	\$0.00
Total Undistributed:	\$14,393,015.10	\$11,227,029.11	\$14,249,318.10	\$15,136,662.92	\$887,344.82



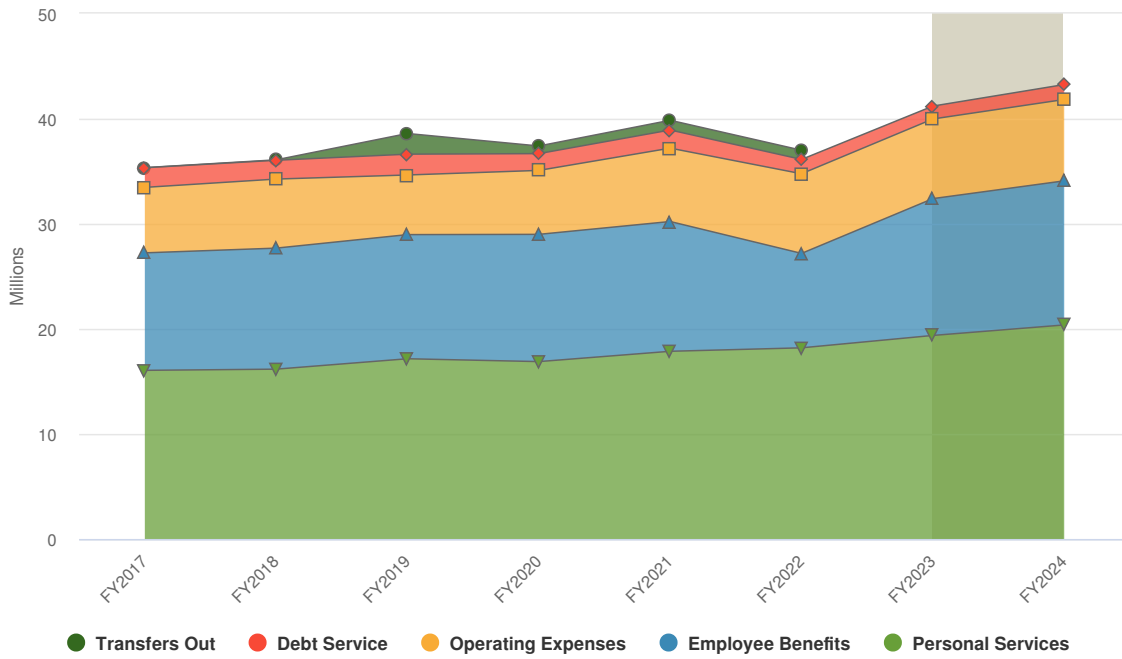
Name	FY2022 Budgeted	FY2022 Actual	FY2023 Budgeted	FY2024 Budgeted	FY2023 Budgeted vs. FY2024 Budgeted (\$ Change)
Total Expenditures:	\$39,988,961.76	\$36,997,229.57	\$41,198,534.40	\$43,247,289.80	\$2,048,755.40

Expenditures by Expense Type

Budgeted Expenditures by Expense Type



Budgeted and Historical Expenditures by Expense Type



Grey background indicates budgeted figures.

Name	FY2022 Budgeted	FY2022 Actual	FY2023 Budgeted	FY2024 Budgeted	FY2023 Budgeted vs. FY2024 Budgeted (\$ Change)
Expense Objects					
Personal Services					
General Government Support					
COMMON COUNCIL - PERSONAL SERVICES	\$40,500.00	\$40,192.00	\$40,500.00	\$40,500.00	\$0.00
MAYOR - PERSONAL SERVICES	\$98,000.00	\$96,165.39	\$98,000.00	\$99,500.00	\$1,500.00
ACCOUNTING - PERSONAL SERVICES	\$229,060.00	\$224,506.67	\$239,851.00	\$248,914.00	\$9,063.00
TREASURER - PERSONAL SERVICES	\$171,090.00	\$143,042.50	\$177,598.00	\$183,526.00	\$5,928.00
ASSESSMENT - PERSONAL SERVICES	\$215,568.00	\$224,001.58	\$223,447.00	\$228,990.00	\$5,543.00
CITY CLERK - PERSONAL SERVICES	\$134,939.00	\$162,438.13	\$129,031.00	\$132,356.00	\$3,325.00
LAW - PERSONAL SERVICES	\$194,382.00	\$183,444.17	\$245,440.52	\$237,978.00	-\$7,462.52
Human Resources – Personal Services			\$40,000.00	\$0.00	-\$40,000.00
ENGINEER - PERSONAL SERVICES	\$235,314.00	\$228,058.11	\$252,104.00	\$266,779.00	\$14,675.00
PUBLIC WORKS ADMINISTRATION - PERSONAL SERVICES	\$540,764.00	\$592,692.16	\$599,952.00	\$612,073.00	\$12,121.00
BUILDINGS - PERSONAL SERVICES	\$280,333.60	\$280,079.09	\$296,332.20	\$279,642.00	-\$16,690.20
Total General Government Support:	\$2,139,950.60	\$2,174,619.80	\$2,342,255.72	\$2,330,258.00	-\$11,997.72
Public Safety					



Name	FY2022 Budgeted	FY2022 Actual	FY2023 Budgeted	FY2024 Budgeted	FY2023 Budgeted vs. FY2024 Budgeted (\$ Change)
POLICE - PERSONAL SERVICES	\$5,970,645.00	\$6,021,863.42	\$6,200,328.01	\$6,798,409.69	\$598,081.68
TRAFFIC CONTROL - PERSONAL SERVICES	\$418,885.00	\$320,228.89	\$428,706.00	\$440,667.00	\$11,961.00
FIRE PROTECTION - PERSONAL SERVICES	\$4,055,176.60	\$4,009,287.66	\$4,136,280.13	\$4,350,653.00	\$214,372.87
CONTROL OF ANIMALS - PERSONAL SERVICES	\$23,920.00	\$22,489.72	\$25,116.00	\$25,116.00	\$0.00
SAFETY INSPECTION - PERSONAL SERVICES	\$290,085.00	\$263,861.93	\$293,879.00	\$335,804.00	\$41,925.00
EMERGENCY MANAGEMENT - PERSONAL SERVICES	\$14,000.00	\$7,000.06	\$14,000.00	\$14,000.00	\$0.00
Total Public Safety:	\$10,772,711.60	\$10,644,731.68	\$11,098,309.14	\$11,964,649.69	\$866,340.55
Transportation					
MAINTENANCE OF STREETS - PERSONAL SERVICES	\$3,041,484.00	\$3,014,493.63	\$3,290,420.00	\$3,389,644.00	\$99,224.00
SNOW REMOVAL - PERSONAL SERVICES	\$6,000.00		\$35,000.00	\$10,000.00	-\$25,000.00
Total Transportation:	\$3,047,484.00	\$3,014,493.63	\$3,325,420.00	\$3,399,644.00	\$74,224.00
Economic Opportunity and Development					
PUBLIC MARKET - PERSONAL SERVICES	\$12,092.64	\$18,539.10	\$30,000.00	\$28,080.00	-\$1,920.00
PROGRAMS FOR AGING - PERSONAL SERVICES	\$42,450.00	\$35,601.32	\$42,450.00	\$44,241.00	\$1,791.00
Total Economic Opportunity and Development:	\$54,542.64	\$54,140.42	\$72,450.00	\$72,321.00	-\$129.00
Parks and Recreation					
PARKS AND REC ADMINISTRATION - PERSONAL SERVICES	\$175,056.00	\$169,468.54	\$178,467.00	\$178,373.00	-\$94.00
PARKS - PERSONAL SERVICES	\$423,218.00	\$392,241.73	\$447,940.00	\$462,930.00	\$14,990.00
SPORTS AND RECREATION - PERSONAL SERVICES	\$150,278.00	\$153,767.82	\$162,402.00	\$168,466.00	\$6,064.00
SWIMMING POOLS - PERSONAL SERVICES	\$127,497.00	\$88,365.30	\$35,001.00	\$45,000.00	\$9,999.00
GOLF COURSE - PERSONAL SERVICES	\$615,950.00	\$591,511.66	\$627,385.00	\$643,810.75	\$16,425.75
YOUTH PROGRAMS - PERSONAL SERVICES	\$198,181.00	\$182,858.31	\$201,053.00	\$209,824.00	\$8,771.00
GATEWAY HARBOR - PERSONAL SERVICES	\$50,736.00	\$39,441.55	\$50,736.00	\$50,736.00	\$0.00
Total Parks and Recreation:	\$1,740,916.00	\$1,617,654.91	\$1,702,984.00	\$1,759,139.75	\$56,155.75
Home and Community Service					
ZONING BOARD - PERSONAL SERVICES	\$5,295.00	\$3,415.00	\$4,470.00	\$4,470.00	\$0.00
COMMUNITY DEVELOPMENT - PERSONAL SERVICES	\$78,851.00	\$81,773.43	\$84,981.00	\$84,981.00	\$0.00
GARBAGE AND REFUSE - PERSONAL SERVICES	\$719,070.00	\$599,252.13	\$738,494.00	\$753,413.00	\$14,919.00
Total Home and Community Service:	\$803,216.00	\$684,440.56	\$827,945.00	\$842,864.00	\$14,919.00
Total Personal Services:	\$18,558,820.84	\$18,190,081.00	\$19,369,363.86	\$20,368,876.44	\$999,512.58



Name	FY2022 Budgeted	FY2022 Actual	FY2023 Budgeted	FY2024 Budgeted	FY2023 Budgeted vs. FY2024 Budgeted (\$ Change)
Operating Expenses					
General Government Support					
COMMON COUNCIL - ADMINISTRATION	\$2,000.00	\$1,165.21	\$1,000.00	\$1,000.00	\$0.00
MAYOR - ADMINISTRATION	\$2,500.00	\$2,659.88	\$5,000.00	\$5,000.00	\$0.00
MAYOR - OPERATIONS	\$781.00	\$569.75	\$0.00	\$0.00	\$0.00
MAYOR - OPERATIONS - NIMAC	\$5,000.00	\$5,000.00	\$5,000.00	\$5,000.00	\$0.00
MAYOR - OPERATIONS - NIACAP	\$3,000.00	\$3,000.00	\$3,000.00	\$3,000.00	\$0.00
ACCOUNTING - ADMINISTRATION	\$17,000.00	\$16,911.52	\$17,000.00	\$17,000.00	\$0.00
ACCOUNTING - CONTRACTUAL_GRANTS CONSULTANT	\$22,000.00	\$21,600.00	\$50,000.00	\$50,000.00	\$0.00
ACCOUNTING_CONTRACTUAL_DEBT COUNSEL	\$8,000.00	\$27,415.42	\$14,500.00	\$17,000.00	\$2,500.00
ACCOUNTING - OPERATIONS	\$14,000.00	\$14,000.00	\$45,048.00	\$20,000.00	-\$25,048.00
ACCOUNTING - INDEPENDENT AUDIT CONTRACT	\$28,000.00	\$35,787.50	\$28,000.00	\$28,000.00	\$0.00
CONTRACTUAL_GASB VALUATION	\$8,000.00	\$7,170.00	\$8,000.00	\$8,000.00	\$0.00
TREASURER - ADMINISTRATION	\$18,200.00	\$16,629.76	\$19,300.00	\$19,300.00	\$0.00
TREASURER - OPERATIONS	\$2,000.00	\$1,602.05	\$2,000.00	\$2,000.00	\$0.00
ASSESSMENT - ADMINISTRATION	\$3,000.00	\$3,204.96	\$3,600.00	\$5,000.00	\$1,400.00
ASSESSMENT - REPAIRS & MAINTENANCE	\$105.00	\$134.99	\$300.00	\$1,000.00	\$700.00
ASSESSMENT - OPERATIONS	\$5,625.00	\$4,467.19	\$8,550.00	\$8,800.00	\$250.00
TAX ADVERTISING AND EXPENSE - OPERATIONS	\$2,000.00		\$2,000.00	\$2,000.00	\$0.00
PROPERTY ACQUIRED FOR TAXES - OPERATIONS	\$12,000.00		\$12,000.00	\$12,000.00	\$0.00
TAX SALE CERTIFICATES SCHOOL - OPERATIONS	\$400,000.00	\$461,337.48	\$475,000.00	\$475,000.00	\$0.00
CITY CLERK - ADMINISTRATION	\$25,000.00	\$23,960.03	\$25,000.00	\$25,000.00	\$0.00
LAW - ADMINISTRATION	\$3,318.00	\$1,676.03	\$3,318.00	\$15,000.00	\$11,682.00
LAW - REPAIRS & MAINTENANCE	\$1,000.00	\$984.79	\$1,000.00	\$2,500.00	\$1,500.00
LAW - OPERATIONS	\$12,000.00	\$8,901.76	\$12,000.00	\$5,000.00	-\$7,000.00
PERSONNEL - BACKGROUND CHECKS	\$500.00		\$500.00	\$0.00	-\$500.00
ENGINEER - ADMINISTRATION	\$15,000.00	\$11,658.24	\$15,000.00	\$15,000.00	\$0.00
ENGINEER - REPAIR & MAINTENANCE	\$2,500.00		\$2,500.00	\$2,500.00	\$0.00
ENGINEER - OPERATIONS	\$3,600.00	\$5,319.30	\$3,600.00	\$19,700.00	\$16,100.00
ELECTIONS - OPERATIONS	\$500.00	\$360.00	\$500.00	\$500.00	\$0.00
PUBLIC WORKS ADMINISTRATION - ADMINISTRATION	\$29,500.00	\$20,315.55	\$29,500.00	\$29,500.00	\$0.00
PUBLIC WORKS ADMINISTRATION - REPAIRS & MAINTENANCE	\$5,000.00	\$2,903.66	\$5,000.00	\$5,000.00	\$0.00
PUBLIC WORKS ADMINISTRATION - BUILDINGS & GROUNDS	\$38,725.00	\$46,077.66	\$40,000.00	\$45,000.00	\$5,000.00
BUILDINGS - ADMINISTRATION	\$1,400.00	\$1,261.67	\$1,400.00	\$1,400.00	\$0.00
BUILDINGS - REPAIRS & MAINTENANCE	\$2,800.00	\$2,625.23	\$3,500.00	\$3,500.00	\$0.00



Name	FY2022 Budgeted	FY2022 Actual	FY2023 Budgeted	FY2024 Budgeted	FY2023 Budgeted vs. FY2024 Budgeted (\$ Change)
BUILDINGS - BUILDING & GROUNDS	\$75,000.00	\$83,760.07	\$92,000.00	\$75,000.00	-\$17,000.00
BUILDINGS - UTILITIES	\$55,000.00	\$69,791.25	\$55,000.00	\$60,000.00	\$5,000.00
BUILDINGS - OPERATIONS	\$8,500.00	\$8,307.06	\$8,500.00	\$8,500.00	\$0.00
CENTRAL COMMUNICATION SYSTEM - CENTRAL COMMUNICATIONS SYSTEM	\$14,000.00	\$11,827.78	\$14,000.00	\$26,500.00	\$12,500.00
CENTRAL PRINTING AND MAILING - ADMINISTRATION	\$47,000.00	\$39,213.11	\$47,000.00	\$47,000.00	\$0.00
CENTRAL DATA PROCESSING - DATA PROCESSING EQUIPMENT	\$120,000.00	\$128,923.54	\$15,000.00	\$15,000.00	\$0.00
CENTRAL DATA PROCESSING - NETWORK AND TECHNICAL SUPPORT	\$50,000.00	\$49,530.02	\$55,000.00	\$55,000.00	\$0.00
CENTRAL DATA PROCESSING - IPAD WIRELESS CHARGES AND EQUIPMENT	\$4,000.00	\$70.88	\$0.00	\$0.00	\$0.00
CENTRAL DATA PROCESSING - CABLE AND INTERNET	\$12,000.00	\$12,625.61	\$15,000.00	\$15,000.00	\$0.00
CENTRAL DATA PROCESSING - SHARED SOFTWARE SYSTEMS	\$16,500.00	\$19,571.02	\$36,000.00	\$20,000.00	-\$16,000.00
UNALLOCATED INSURANCE - OPERATIONS	\$289,214.00	\$299,480.03	\$300,000.00	\$375,000.00	\$75,000.00
JUDGEMENTS AND CLAIMS - OPERATIONS	\$275,000.00	\$241,168.52	\$231,300.00	\$175,000.00	-\$56,300.00
LEASES AND RIGHTS OF WAY - OPERATIONS	\$2,500.00	\$2,315.59	\$2,700.00	\$2,800.00	\$100.00
TAXES ON CITY PROPERTY - OPERATIONS	\$8,000.00	\$771.98	\$8,000.00	\$8,000.00	\$0.00
UNPAID CITY TAX - PROVISION FOR UNCOLLECTED TAXES	\$500,000.00		\$500,000.00	\$460,000.00	-\$40,000.00
CONTINGENT ACCOUNT - PROVISION FOR ADJUSTMENT TO WAGES	\$0.00		\$0.00	\$40,000.00	\$40,000.00
Total General Government Support:	\$2,170,768.00	\$1,716,056.09	\$2,221,616.00	\$2,231,500.00	\$9,884.00
Public Safety					
POLICE - BODY CAMERA EQUIPMENT	\$24,897.00	\$24,234.94	\$19,488.00	\$11,000.00	-\$8,488.00
POLICE - POLICE VEHICLES	\$146,146.00	\$146,146.00	\$130,000.00	\$150,000.00	\$20,000.00
POLICE - FEDERAL / STATE GRANT	\$0.00	\$2,504.65	\$0.00	\$0.00	\$0.00
POLICE - CHILD PASSENGER SAFETY PROGRAM	\$0.00		\$2,500.00	\$2,000.00	-\$500.00
POLICE - WEAPONS AND GUNS	\$31,100.00	\$31,100.00	\$33,100.00	\$30,100.00	-\$3,000.00
POLICE - PUBLIC SAFETY EQUIPMENT	\$1,500.00	\$1,500.00	\$1,500.00	\$1,700.00	\$200.00
POLICE - SWAT TEAM EQUIPMENT	\$6,000.00	\$6,000.00	\$6,000.00	\$6,000.00	\$0.00
POLICE - ADMINISTRATION	\$69,639.52	\$67,430.26	\$77,173.00	\$87,915.00	\$10,742.00
POLICE - REPAIRS & MAINTENANCE	\$81,000.00	\$70,264.46	\$76,500.00	\$82,000.00	\$5,500.00
POLICE - OPERATIONS	\$170,496.30	\$175,772.44	\$168,480.00	\$177,730.00	\$9,250.00
POLICE - MARINE PATROL			\$8,350.00	\$7,750.00	-\$600.00
Police - R&M Building and Grounds			\$5,000.00	\$5,000.00	\$0.00
TRAFFIC CONTROL - UTILITIES	\$25,000.00	\$21,798.58	\$25,000.00	\$25,000.00	\$0.00
TRAFFIC CONTROL - OPERATIONS	\$75,000.00	\$148,848.88	\$100,000.00	\$125,000.00	\$25,000.00



Name	FY2022 Budgeted	FY2022 Actual	FY2023 Budgeted	FY2024 Budgeted	FY2023 Budgeted vs. FY2024 Budgeted (\$ Change)
FIRE PROTECTION - OFFICE FURNITURE	\$0.00		\$2,500.00	\$3,500.00	\$1,000.00
FIRE PROTECTION - OFFICE EQUIPMENT	\$2,500.00	\$2,500.00	\$3,500.00	\$3,500.00	\$0.00
FIRE VEHICLES AND EQUIPMENT	\$16,000.00	\$4,255.00	\$16,000.00	\$16,500.00	\$500.00
FIRE PROTECTION - PUBLIC SAFETY EQUIPMENT	\$20,000.00	\$18,362.35	\$20,000.00	\$20,000.00	\$0.00
FIRE PROTECTION - COMMUNICATIONS EQUIPMENT	\$2,500.00	\$1,795.50	\$5,000.00	\$6,000.00	\$1,000.00
FIRE PROTECTION - PROTECTIVE GEAR	\$40,000.00	\$40,000.00	\$40,000.00	\$40,000.00	\$0.00
FIRE PROTECTION - FIRE HOSE	\$2,500.00	\$4,169.26	\$5,000.00	\$5,000.00	\$0.00
FIRE PROTECTION - HAZ-MAT EQUIPMENT	\$2,500.00	\$2,409.45	\$3,500.00	\$3,500.00	\$0.00
FIRE PROTECTION - ADMINISTRATION	\$65,000.00	\$53,981.82	\$65,000.00	\$60,000.00	-\$5,000.00
FIRE PROTECTION - REPAIRS & MAINTENANCE	\$80,000.00	\$63,013.63	\$60,000.00	\$65,000.00	\$5,000.00
FIRE PROTECTION - BUILDING & GROUNDS	\$37,000.00	\$30,066.12	\$37,000.00	\$30,000.00	-\$7,000.00
FIRE PROTECTION - UTILITIES	\$35,700.00	\$31,040.06	\$45,000.00	\$46,350.00	\$1,350.00
FIRE PROTECTION - OPERATIONS	\$115,000.00	\$103,447.35	\$125,000.00	\$105,000.00	-\$20,000.00
FIRE PROTECTION - VOLUNTEER FIRE HALL CONTRACTS	\$125,679.00	\$125,675.48	\$125,679.00	\$125,679.00	\$0.00
CONTROL OF ANIMALS - OPERATIONS	\$3,600.00	\$3,600.00	\$3,600.00	\$7,200.00	\$3,600.00
SAFETY INSPECTION - ADMINISTRATION	\$12,000.00	\$11,600.38	\$13,000.00	\$13,500.00	\$500.00
SAFETY INSPECTION - REPAIRS & MAINTENANCE	\$2,000.00		\$1,000.00	\$2,000.00	\$1,000.00
SAFETY INSPECTION - OPERATIONS	\$5,800.00	\$11,965.06	\$18,000.00	\$10,000.00	-\$8,000.00
EMERGENCY MANAGEMENT - COMMUNICATIONS EQUIPMENT	\$2,500.00		\$2,500.00	\$3,500.00	\$1,000.00
EMERGENCY MANAGEMENT - ADMINISTRATION	\$3,000.00	\$194.13	\$3,000.00	\$5,000.00	\$2,000.00
EMERGENCY MANAGEMENT - REPAIRS & MAINTENANCE	\$2,500.00	\$147.34	\$2,500.00	\$2,500.00	\$0.00
EMERGENCY MANAGEMENT - OPERATIONS	\$5,000.00		\$5,000.00	\$6,000.00	\$1,000.00
Total Public Safety:	\$1,211,557.82	\$1,203,823.14	\$1,254,870.00	\$1,290,924.00	\$36,054.00
Transportation					
MAINTENANCE OF STREETS - AFSCME SAFETY & CLOTHING	\$15,500.00	\$15,137.06	\$15,500.00	\$15,500.00	\$0.00
MAINTENANCE OF STREETS - REPAIRS & MAINTENANCE	\$400,000.00	\$527,247.13	\$500,000.00	\$500,000.00	\$0.00
MAINTENANCE OF STREETS - ROAD RESURFACING	\$150,000.00	\$149,494.06	\$150,000.00	\$150,000.00	\$0.00
MAINTENANCE OF STREETS - BUILDING & GROUNDS	\$12,000.00	\$8,898.64	\$12,000.00	\$12,000.00	\$0.00
MAINTENANCE OF STREETS - UTILITIES	\$40,400.00	\$42,815.74	\$40,400.00	\$40,400.00	\$0.00
MAINTENANCE OF STREETS - OPERATIONS	\$400,000.00	\$716,691.04	\$550,000.00	\$570,000.00	\$20,000.00



Name	FY2022 Budgeted	FY2022 Actual	FY2023 Budgeted	FY2024 Budgeted	FY2023 Budgeted vs. FY2024 Budgeted (\$ Change)
MAINTENANCE OF STREETS - EQUIPMENT RENTAL	\$50,000.00	\$174,930.32	\$50,000.00	\$50,000.00	\$0.00
SNOW REMOVAL - OPERATIONS	\$242,500.00	\$241,307.64	\$270,000.00	\$200,000.00	-\$70,000.00
STREET LIGHTING - UTILITIES	\$600,000.00	\$716,754.75	\$600,000.00	\$720,000.00	\$120,000.00
SIDEWALKS - OPERATIONS	\$75,000.00	\$63,321.23	\$150,000.00	\$225,000.00	\$75,000.00
Total Transportation:	\$1,985,400.00	\$2,656,597.61	\$2,337,900.00	\$2,482,900.00	\$145,000.00
Economic Opportunity and Development					
PUBLIC MARKET - OPERATIONS	\$900.00	\$1,480.46	\$900.00	\$2,000.00	\$1,100.00
PROGRAMS FOR AGING - BUILDING & GROUNDS	\$2,000.00	\$3,458.25	\$2,000.00	\$2,000.00	\$0.00
PROGRAMS FOR AGING - UTILITIES	\$15,000.00	\$15,170.23	\$15,000.00	\$15,000.00	\$0.00
PROGRAMS FOR AGING - OPERATIONS	\$15,600.00	\$15,445.18	\$15,600.00	\$20,900.00	\$5,300.00
Total Economic Opportunity and Development:	\$33,500.00	\$35,554.12	\$33,500.00	\$39,900.00	\$6,400.00
Parks and Recreation					
COUNCIL ON THE ARTS - UTILITIES	\$4,500.00	\$5,514.50	\$4,500.00	\$5,500.00	\$1,000.00
PARKS AND REC ADMINISTRATION - ADMINISTRATION	\$12,200.00	\$10,864.57	\$14,000.00	\$13,100.00	-\$900.00
PARKS - RECREATIONAL EQUIPMENT	\$32,000.00	\$2,455.61	\$35,000.00	\$19,300.00	-\$15,700.00
PARKS - ADMINISTRATION	\$3,000.00	\$2,682.14	\$3,000.00	\$3,000.00	\$0.00
PARKS - REPAIRS & MAINTENANCE	\$10,000.00	\$20,406.05	\$12,000.00	\$12,000.00	\$0.00
PARKS - BUILDING & GROUNDS	\$44,300.00	\$43,622.56	\$42,300.00	\$53,300.00	\$11,000.00
PARKS - UTILITIES	\$25,000.00	\$18,015.88	\$25,000.00	\$25,000.00	\$0.00
PARKS - OPERATIONS	\$46,000.00	\$56,606.42	\$54,000.00	\$67,800.00	\$13,800.00
PARKS - TREE PLANTING PROGRAM	\$3,000.00	\$6,687.00	\$6,000.00	\$6,000.00	\$0.00
PARKS - PINWOOD PARK DASNY 21		\$96,927.91	\$0.00	\$0.00	\$0.00
PARK _ GRATWICK_SHELTER_21		\$182,802.43	\$0.00	\$0.00	\$0.00
PARKS - TREE INVENTORY GIS		\$45,419.10	\$0.00	\$0.00	\$0.00
SPORTS AND RECREATION - ADMINISTRATION	\$5,000.00	\$3,253.10	\$4,000.00	\$4,000.00	\$0.00
SPORTS AND RECREATION - OPERATIONS	\$29,600.00	\$26,694.41	\$24,500.00	\$28,150.00	\$3,650.00
SWIMMING POOLS - ADMINISTRATION	\$350.00	\$180.00	\$350.00	\$1,400.00	\$1,050.00
SWIMMING POOLS - BUILDING & GROUNDS	\$12,000.00	\$5,079.95	\$1,500.00	\$900.00	-\$600.00
SWIMMING POOLS - UTILITIES	\$6,000.00	\$5,100.23	\$4,000.00	\$3,000.00	-\$1,000.00
SWIMMING POOLS - OPERATIONS	\$15,000.00	\$14,065.52	\$1,500.00	\$2,000.00	\$500.00
GOLF COURSE - ADMINISTRATION	\$5,700.00	\$6,448.46	\$8,100.00	\$9,700.00	\$1,600.00
GOLF COURSE - REPAIRS & MAINTENANCE	\$27,000.00	\$26,011.67	\$27,000.00	\$29,000.00	\$2,000.00
GOLF COURSE - BUILDING & GROUNDS	\$11,000.00	\$8,078.58	\$11,000.00	\$11,500.00	\$500.00
GOLF COURSE - UTILITIES	\$20,000.00	\$33,680.60	\$10,000.00	\$28,000.00	\$18,000.00
GOLF COURSE - OPERATIONS	\$173,050.00	\$170,482.88	\$253,550.00	\$233,550.00	-\$20,000.00



Name	FY2022 Budgeted	FY2022 Actual	FY2023 Budgeted	FY2024 Budgeted	FY2023 Budgeted vs. FY2024 Budgeted (\$ Change)
YOUTH PROGRAMS - ADMINISTRATION	\$400.00	\$281.46	\$400.00	\$400.00	\$0.00
YOUTH PROGRAMS - OPERATIONS	\$44,000.00	\$46,859.41	\$44,000.00	\$46,300.00	\$2,300.00
GATEWAY HARBOR - OPERATIONS	\$9,100.00	\$8,699.76	\$9,500.00	\$17,010.00	\$7,510.00
Total Parks and Recreation:	\$538,200.00	\$846,920.20	\$595,200.00	\$619,910.00	\$24,710.00
Home and Community Service					
COMMUNITY DEVELOPMENT - ADMINISTRATION	\$200.00		\$201.04	\$0.00	-\$201.04
COMMUNITY DEVELOPMENT - OPERATIONS	\$57,500.00	\$56,585.33	\$57,798.96	\$62,000.00	\$4,201.04
ENVIRONMENTAL CONTROL - PROFESSIONAL & TECHNICAL	\$7,000.00	\$5,200.00	\$14,500.00	\$25,500.00	\$11,000.00
GRATWICK RIVERSIDE PARK - REPAIRS & MAINTENANCE	\$25,000.00	\$8,913.80	\$25,000.00	\$18,200.00	-\$6,800.00
GRATWICK RIVERSIDE PARK - OPERATIONS	\$50,000.00	\$66,774.28	\$55,000.00	\$59,650.00	\$4,650.00
GARBAGE AND REFUSE - ADMINISTRATION	\$2,000.00	\$1,753.03	\$2,500.00	\$2,500.00	\$0.00
GARBAGE AND REFUSE - OPERATIONS	\$868,000.00	\$888,924.18	\$890,000.00	\$810,000.00	-\$80,000.00
GARBAGE AND REFUSE - RENTAL EQUIPMENT	\$80,000.00	\$80,000.00	\$83,766.44	\$83,766.44	\$0.00
CLEARANCE DEMOLITION AND REHAB - DECONVERSION REBATE	\$8,000.00	\$13,017.68	\$8,000.00	\$15,000.00	\$7,000.00
Total Home and Community Service:	\$1,097,700.00	\$1,121,168.30	\$1,136,766.44	\$1,076,616.44	-\$60,150.00
Total Operating Expenses:	\$7,037,125.82	\$7,580,119.46	\$7,579,852.44	\$7,741,750.44	\$161,898.00
Debt Service					
Undistributed					
SERIAL BONDS - SERIAL BOND PRINCIPAL	\$1,012,000.00	\$1,152,000.00	\$1,012,000.00	\$883,775.00	-\$128,225.00
SERIAL BONDS - SERIAL BOND INTEREST	\$204,000.00	\$202,192.57	\$204,000.00	\$357,837.18	\$153,837.18
BOND ANTICIPATION NOTES - BAN INTEREST	\$0.00		\$0.00	\$161,500.00	\$161,500.00
TAX ANTICIPATION NOTE_INTEREST	\$11,000.00	\$10,861.10	\$11,000.00	\$20,000.00	\$9,000.00
Total Undistributed:	\$1,227,000.00	\$1,365,053.67	\$1,227,000.00	\$1,423,112.18	\$196,112.18
Total Debt Service:	\$1,227,000.00	\$1,365,053.67	\$1,227,000.00	\$1,423,112.18	\$196,112.18
Employee Benefits					
Undistributed					
STATE RETIREMENT - REGULAR CITY EMPLOYEES	\$1,366,263.00	\$349,734.67	\$1,179,469.00	\$1,220,000.00	\$40,531.00
FIRE & POLICE RETIREMENT - FIRE & POLICE EMPLOYEE	\$2,851,388.00	\$712,847.00	\$3,029,485.00	\$3,472,212.00	\$442,727.00
SOCIAL SECURITY - SOCIAL SECURITY	\$1,300,000.00	\$1,342,742.16	\$1,365,000.00	\$1,433,250.00	\$68,250.00
WORKERS COMPENSATION - WORKERS COMPENSATION	\$1,015,000.00	\$849,907.93	\$1,015,000.00	\$1,055,600.00	\$40,600.00



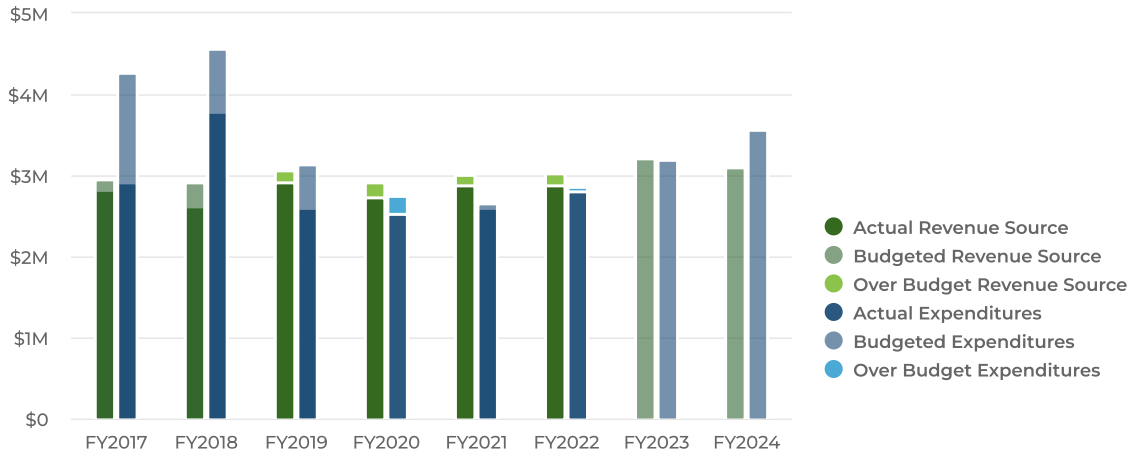
Name	FY2022 Budgeted	FY2022 Actual	FY2023 Budgeted	FY2024 Budgeted	FY2023 Budgeted vs. FY2024 Budgeted (\$ Change)
WORKERS COMPENSATION - BENEFIT CONSULTANTS	\$15,000.00		\$15,000.00	\$20,000.00	\$5,000.00
LIFE INSURANCE - LIFE INSURANCE	\$35,000.00	\$32,497.50	\$35,000.00	\$35,000.00	\$0.00
UNEMPLOYMENT INSURANCE - UNEMPLOYMENT INSURANCE	\$20,000.00	\$13,839.48	\$20,000.00	\$20,000.00	\$0.00
MEDICAL INSURANCE - MEDICAL INSURANCE	\$3,728,116.10	\$3,706,900.05	\$3,728,116.10	\$3,877,240.74	\$149,124.64
RETIREE MEDICAL INSURANCE	\$2,695,248.00	\$1,979,181.63	\$2,495,248.00	\$2,440,248.00	-\$55,000.00
MEDICAL INSURANCE WAIVER	\$140,000.00		\$140,000.00	\$140,000.00	\$0.00
Total Undistributed:	\$13,166,015.10	\$8,987,650.42	\$13,022,318.10	\$13,713,550.74	\$691,232.64
Total Employee Benefits:	\$13,166,015.10	\$8,987,650.42	\$13,022,318.10	\$13,713,550.74	\$691,232.64
Transfers Out					
Undistributed					
TRANSFERS OUT - TRANSFERS OUT	\$0.00	\$874,325.02	\$0.00	\$0.00	\$0.00
Total Undistributed:	\$0.00	\$874,325.02	\$0.00	\$0.00	\$0.00
Total Transfers Out:	\$0.00	\$874,325.02	\$0.00	\$0.00	\$0.00
Total Expense Objects:	\$39,988,961.76	\$36,997,229.57	\$41,198,534.40	\$43,247,289.80	\$2,048,755.40





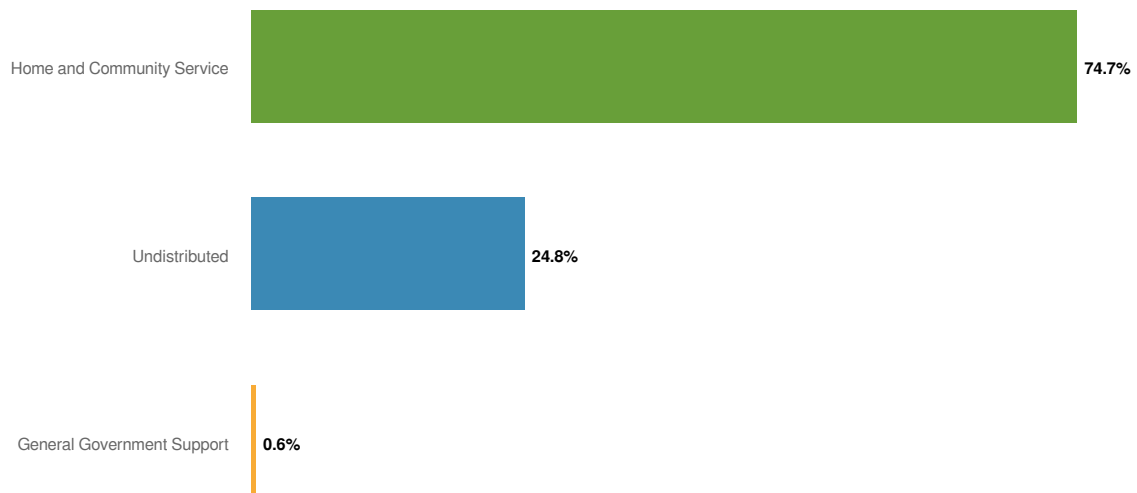
Summary

The City of North Tonawanda is projecting \$3.11M of revenue in FY2024, which represents a 3.6% decrease over the prior year. Budgeted expenditures are projected to increase by 11.7% or \$373.25K to \$3.58M in FY2024.

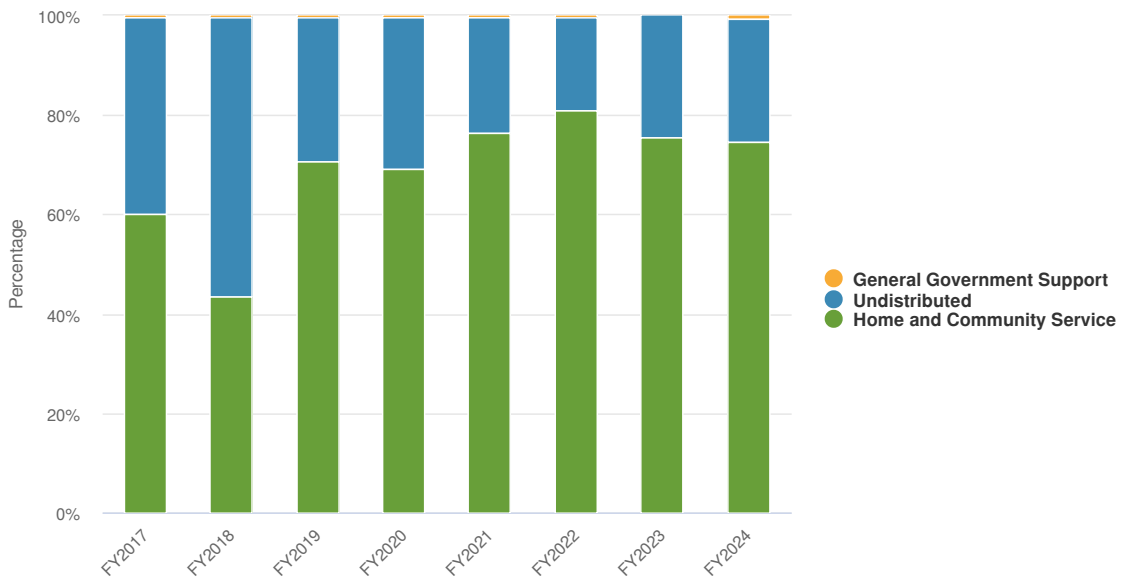


Expenditures by Function

Budgeted Expenditures by Function



Budgeted and Historical Expenditures by Function



Name	FY2022 Budgeted	FY2022 Actual	FY2023 Budgeted	FY2024 Budgeted	FY2023 Budgeted vs. FY2024 Budgeted (\$ Change)
Expenditures					
General Government Support					
Operating Expenses					
UNALLOCATED INSURANCE - OPERATIONS	\$10,000.00	\$10,000.00	\$0.00	\$10,000.00	\$10,000.00
JUDGEMENTS AND CLAIMS - OPERATIONS	\$15,000.00		\$0.00	\$10,000.00	\$10,000.00
Total Operating Expenses:	\$25,000.00	\$10,000.00	\$0.00	\$20,000.00	\$20,000.00
Total General Government Support:	\$25,000.00	\$10,000.00	\$0.00	\$20,000.00	\$20,000.00
Home and Community Service					
Personal Services					
WATER ADMINISTRATION - PERSONAL SERVICES	\$196,694.00	\$199,899.86	\$205,911.00	\$217,974.00	\$12,063.00
WATER PURIFICATION - PERSONAL SERVICES	\$844,183.00	\$841,984.20	\$960,312.00	\$1,271,150.00	\$310,838.00
WATER DISTRIBUTION - PERSONAL SERVICES	\$407,369.00	\$393,742.91	\$517,930.00	\$440,560.46	-\$77,369.54
Total Personal Services:	\$1,448,246.00	\$1,435,626.97	\$1,684,153.00	\$1,929,684.46	\$245,531.46
Operating Expenses					
WATER ADMINISTRATION - ADMINISTRATION	\$65,000.00	\$77,872.85	\$65,000.00	\$65,000.00	\$0.00
WATER ADMINISTRATION - REPAIRS & MAINTENANCE	\$500.00		\$500.00	\$500.00	\$0.00



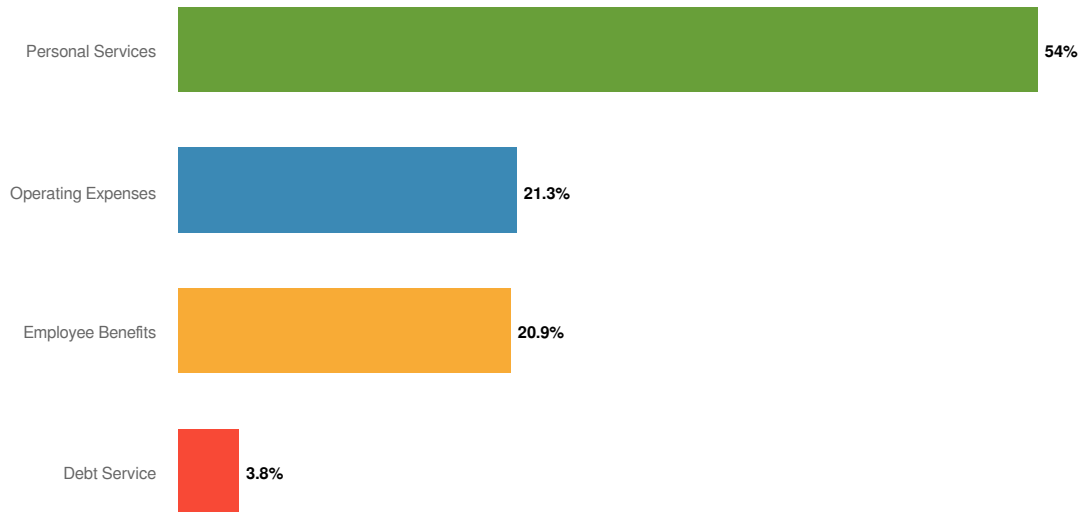
Name	FY2022 Budgeted	FY2022 Actual	FY2023 Budgeted	FY2024 Budgeted	FY2023 Budgeted vs. FY2024 Budgeted (\$ Change)
WATER SUPPLY AND PUMPING - ELECTRICAL EQUIPMENT	\$15,000.00	\$17,263.08	\$8,000.00	\$8,000.00	\$0.00
WATER SUPPLY AND PUMPING - ADMINISTRATION	\$2,500.00	\$2,538.68	\$4,000.00	\$0.00	-\$4,000.00
WATER SUPPLY AND PUMPING - REPAIRS & MAINTENANCE	\$5,000.00	\$10,998.85	\$20,000.00	\$20,000.00	\$0.00
WATER SUPPLY AND PUMPING - BUILDING & GROUNDS	\$4,000.00	\$3,792.17	\$0.00	\$0.00	\$0.00
WATER SUPPLY AND PUMPING - UTILITIES	\$130,000.00	\$237,321.05	\$160,000.00	\$160,000.00	\$0.00
WATER PURIFICATION - LABORATORY EQUIPMENT	\$15,000.00	\$4,292.49	\$6,000.00	\$6,000.00	\$0.00
WATER PURIFICATION - ADMINISTRATION	\$3,000.00	\$3,555.38	\$7,000.00	\$8,000.00	\$1,000.00
WATER PURIFICATION - BUILDING & GROUNDS	\$16,000.00	\$7,094.40	\$20,000.00	\$15,000.00	-\$5,000.00
WATER PURIFICATION - OPERATIONS	\$90,000.00	\$142,781.24	\$120,000.00	\$135,000.00	\$15,000.00
WATER DISTRIBUTION - FIRE HYDRANTS/SUPPLIES	\$25,000.00	\$37,076.32	\$40,000.00	\$40,000.00	\$0.00
WATER DISTRIBUTION - PICKUP TRUCK	\$0.00		\$10,000.00	\$10,000.00	\$0.00
WATER DISTRIBUTION - WATER METERS AND PARTS	\$8,000.00		\$12,000.00	\$12,000.00	\$0.00
WATER DISTRIBUTION - ADMINISTRATION	\$5,000.00	\$3,840.71	\$5,000.00	\$3,000.00	-\$2,000.00
WATER DISTRIBUTION - REPAIRS & MAINTENANCE	\$25,000.00	\$131,179.57	\$40,000.00	\$45,000.00	\$5,000.00
WATER DISTRIBUTION - BUILDING & GROUNDS	\$2,000.00	\$1,471.31	\$2,500.00	\$2,500.00	\$0.00
WATER DISTRIBUTION - UTILITIES	\$35,000.00	\$31,963.28	\$30,000.00	\$30,000.00	\$0.00
WATER DISTRIBUTION - OPERATIONS	\$150,000.00	\$169,868.80	\$180,000.00	\$180,000.00	\$0.00
Total Operating Expenses:	\$596,000.00	\$882,910.18	\$730,000.00	\$740,000.00	\$10,000.00
Total Home and Community Service:	\$2,044,246.00	\$2,318,537.15	\$2,414,153.00	\$2,669,684.46	\$255,531.46
Undistributed					
Employee Benefits					
STATE RETIREMENT - REGULAR CITY EMPLOYEES	\$125,000.00	\$23,819.65	\$150,000.00	\$206,100.00	\$56,100.00
SOCIAL SECURITY - SOCIAL SECURITY	\$110,000.00	\$104,879.75	\$114,400.00	\$120,120.00	\$5,720.00
WORKERS COMPENSATION - WORKERS COMPENSATION	\$70,000.00	\$47,961.01	\$72,800.00	\$72,800.00	\$0.00
LIFE INSURANCE - LIFE INSURANCE	\$2,000.00	\$2,400.00	\$2,000.00	\$2,000.00	\$0.00
MEDICAL INSURANCE - MEDICAL INSURANCE	\$235,000.00	\$213,369.80	\$244,400.00	\$230,000.00	-\$14,400.00
RETIREE MEDICAL INSURANCE	\$55,000.00	\$28,875.04	\$57,200.00	\$80,000.00	\$22,800.00
MEDICAL INSURANCE WAIVER	\$6,000.00		\$10,000.00	\$37,500.00	\$27,500.00
Total Employee Benefits:	\$603,000.00	\$421,305.25	\$650,800.00	\$748,520.00	\$97,720.00
Debt Service					
SERIAL BONDS - SERIAL BOND PRINCIPAL	\$130,000.00	\$110,000.00	\$130,000.00	\$130,000.00	\$0.00



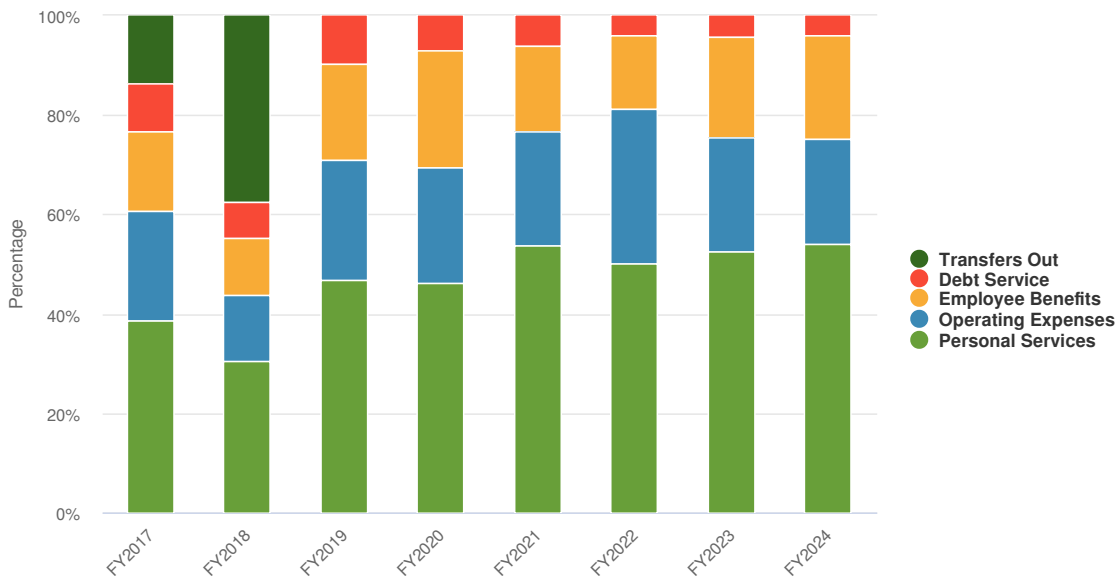
Name	FY2022 Budgeted	FY2022 Actual	FY2023 Budgeted	FY2024 Budgeted	FY2023 Budgeted vs. FY2024 Budgeted (\$ Change)
SERIAL BONDS - SERIAL BOND INTEREST	\$7,000.00	\$5,250.00	\$7,000.00	\$7,000.00	\$0.00
Total Debt Service:	\$137,000.00	\$115,250.00	\$137,000.00	\$137,000.00	\$0.00
Total Undistributed:	\$740,000.00	\$536,555.25	\$787,800.00	\$885,520.00	\$97,720.00
Total Expenditures:	\$2,809,246.00	\$2,865,092.40	\$3,201,953.00	\$3,575,204.46	\$373,251.46

Expenditures by Expense Type

Budgeted Expenditures by Expense Type



Budgeted and Historical Expenditures by Expense Type



Name	FY2022 Budgeted	FY2022 Actual	FY2023 Budgeted	FY2024 Budgeted	FY2023 Budgeted vs. FY2024 Budgeted (\$ Change)
Expense Objects					
Personal Services					
Home and Community Service					
WATER ADMINISTRATION - PERSONAL SERVICES	\$196,694.00	\$199,899.86	\$205,911.00	\$217,974.00	\$12,063.00
WATER PURIFICATION - PERSONAL SERVICES	\$844,183.00	\$841,984.20	\$960,312.00	\$1,271,150.00	\$310,838.00
WATER DISTRIBUTION - PERSONAL SERVICES	\$407,369.00	\$393,742.91	\$517,930.00	\$440,560.46	-\$77,369.54
Total Home and Community Service:	\$1,448,246.00	\$1,435,626.97	\$1,684,153.00	\$1,929,684.46	\$245,531.46
Total Personal Services:	\$1,448,246.00	\$1,435,626.97	\$1,684,153.00	\$1,929,684.46	\$245,531.46
Operating Expenses					
General Government Support					
UNALLOCATED INSURANCE - OPERATIONS	\$10,000.00	\$10,000.00	\$0.00	\$10,000.00	\$10,000.00
JUDGEMENTS AND CLAIMS - OPERATIONS	\$15,000.00		\$0.00	\$10,000.00	\$10,000.00
Total General Government Support:	\$25,000.00	\$10,000.00	\$0.00	\$20,000.00	\$20,000.00
Home and Community Service					
WATER ADMINISTRATION - ADMINISTRATION	\$65,000.00	\$77,872.85	\$65,000.00	\$65,000.00	\$0.00
WATER ADMINISTRATION - REPAIRS & MAINTENANCE	\$500.00		\$500.00	\$500.00	\$0.00



Name	FY2022 Budgeted	FY2022 Actual	FY2023 Budgeted	FY2024 Budgeted	FY2023 Budgeted vs. FY2024 Budgeted (\$ Change)
WATER SUPPLY AND PUMPING - ELECTRICAL EQUIPMENT	\$15,000.00	\$17,263.08	\$8,000.00	\$8,000.00	\$0.00
WATER SUPPLY AND PUMPING - ADMINISTRATION	\$2,500.00	\$2,538.68	\$4,000.00	\$0.00	-\$4,000.00
WATER SUPPLY AND PUMPING - REPAIRS & MAINTENANCE	\$5,000.00	\$10,998.85	\$20,000.00	\$20,000.00	\$0.00
WATER SUPPLY AND PUMPING - BUILDING & GROUNDS	\$4,000.00	\$3,792.17	\$0.00	\$0.00	\$0.00
WATER SUPPLY AND PUMPING - UTILITIES	\$130,000.00	\$237,321.05	\$160,000.00	\$160,000.00	\$0.00
WATER PURIFICATION - LABORATORY EQUIPMENT	\$15,000.00	\$4,292.49	\$6,000.00	\$6,000.00	\$0.00
WATER PURIFICATION - ADMINISTRATION	\$3,000.00	\$3,555.38	\$7,000.00	\$8,000.00	\$1,000.00
WATER PURIFICATION - BUILDING & GROUNDS	\$16,000.00	\$7,094.40	\$20,000.00	\$15,000.00	-\$5,000.00
WATER PURIFICATION - OPERATIONS	\$90,000.00	\$142,781.24	\$120,000.00	\$135,000.00	\$15,000.00
WATER DISTRIBUTION - FIRE HYDRANTS/SUPPLIES	\$25,000.00	\$37,076.32	\$40,000.00	\$40,000.00	\$0.00
WATER DISTRIBUTION - PICKUP TRUCK	\$0.00		\$10,000.00	\$10,000.00	\$0.00
WATER DISTRIBUTION - WATER METERS AND PARTS	\$8,000.00		\$12,000.00	\$12,000.00	\$0.00
WATER DISTRIBUTION - ADMINISTRATION	\$5,000.00	\$3,840.71	\$5,000.00	\$3,000.00	-\$2,000.00
WATER DISTRIBUTION - REPAIRS & MAINTENANCE	\$25,000.00	\$131,179.57	\$40,000.00	\$45,000.00	\$5,000.00
WATER DISTRIBUTION - BUILDING & GROUNDS	\$2,000.00	\$1,471.31	\$2,500.00	\$2,500.00	\$0.00
WATER DISTRIBUTION - UTILITIES	\$35,000.00	\$31,963.28	\$30,000.00	\$30,000.00	\$0.00
WATER DISTRIBUTION - OPERATIONS	\$150,000.00	\$169,868.80	\$180,000.00	\$180,000.00	\$0.00
Total Home and Community Service:	\$596,000.00	\$882,910.18	\$730,000.00	\$740,000.00	\$10,000.00
Total Operating Expenses:	\$621,000.00	\$892,910.18	\$730,000.00	\$760,000.00	\$30,000.00
Debt Service					
Undistributed					
SERIAL BONDS - SERIAL BOND PRINCIPAL	\$130,000.00	\$110,000.00	\$130,000.00	\$130,000.00	\$0.00
SERIAL BONDS - SERIAL BOND INTEREST	\$7,000.00	\$5,250.00	\$7,000.00	\$7,000.00	\$0.00
Total Undistributed:	\$137,000.00	\$115,250.00	\$137,000.00	\$137,000.00	\$0.00
Total Debt Service:	\$137,000.00	\$115,250.00	\$137,000.00	\$137,000.00	\$0.00
Employee Benefits					
Undistributed					
STATE RETIREMENT - REGULAR CITY EMPLOYEES	\$125,000.00	\$23,819.65	\$150,000.00	\$206,100.00	\$56,100.00
SOCIAL SECURITY - SOCIAL SECURITY	\$110,000.00	\$104,879.75	\$114,400.00	\$120,120.00	\$5,720.00
WORKERS COMPENSATION - WORKERS COMPENSATION	\$70,000.00	\$47,961.01	\$72,800.00	\$72,800.00	\$0.00
LIFE INSURANCE - LIFE INSURANCE	\$2,000.00	\$2,400.00	\$2,000.00	\$2,000.00	\$0.00



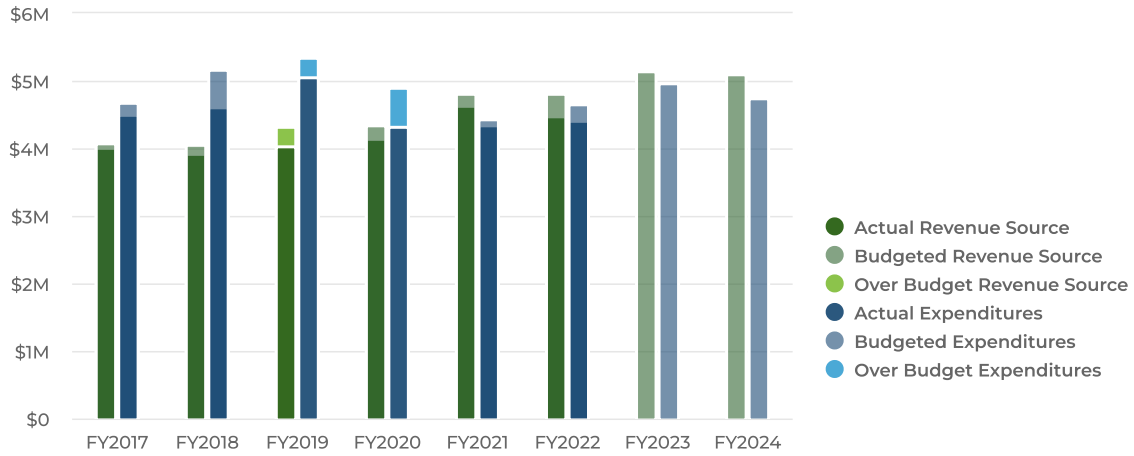
Name	FY2022 Budgeted	FY2022 Actual	FY2023 Budgeted	FY2024 Budgeted	FY2023 Budgeted vs. FY2024 Budgeted (\$ Change)
MEDICAL INSURANCE - MEDICAL INSURANCE	\$235,000.00	\$213,369.80	\$244,400.00	\$230,000.00	-\$14,400.00
RETIREE MEDICAL INSURANCE	\$55,000.00	\$28,875.04	\$57,200.00	\$80,000.00	\$22,800.00
MEDICAL INSURANCE WAIVER	\$6,000.00		\$10,000.00	\$37,500.00	\$27,500.00
Total Undistributed:	\$603,000.00	\$421,305.25	\$650,800.00	\$748,520.00	\$97,720.00
Total Employee Benefits:	\$603,000.00	\$421,305.25	\$650,800.00	\$748,520.00	\$97,720.00
Total Expense Objects:	\$2,809,246.00	\$2,865,092.40	\$3,201,953.00	\$3,575,204.46	\$373,251.46





Summary

The City of North Tonawanda is projecting \$5.11M of revenue in FY2024, which represents a 0.9% decrease over the prior year. Budgeted expenditures are projected to decrease by 4.4% or \$219.48K to \$4.76M in FY2024.

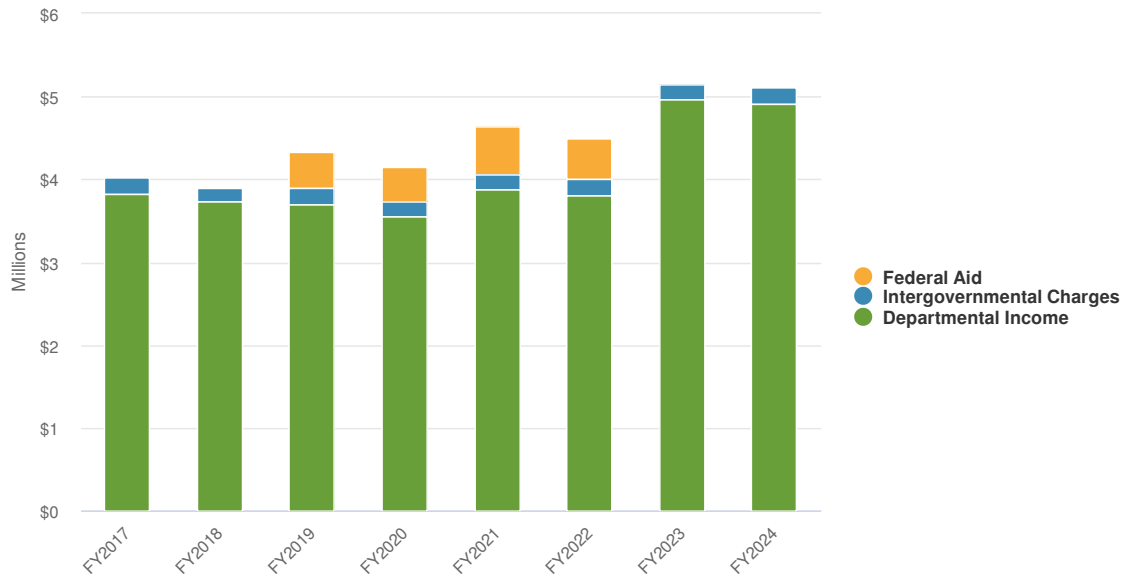


Revenues by Source

Projected 2024 Revenues by Source



Budgeted and Historical 2024 Revenues by Source

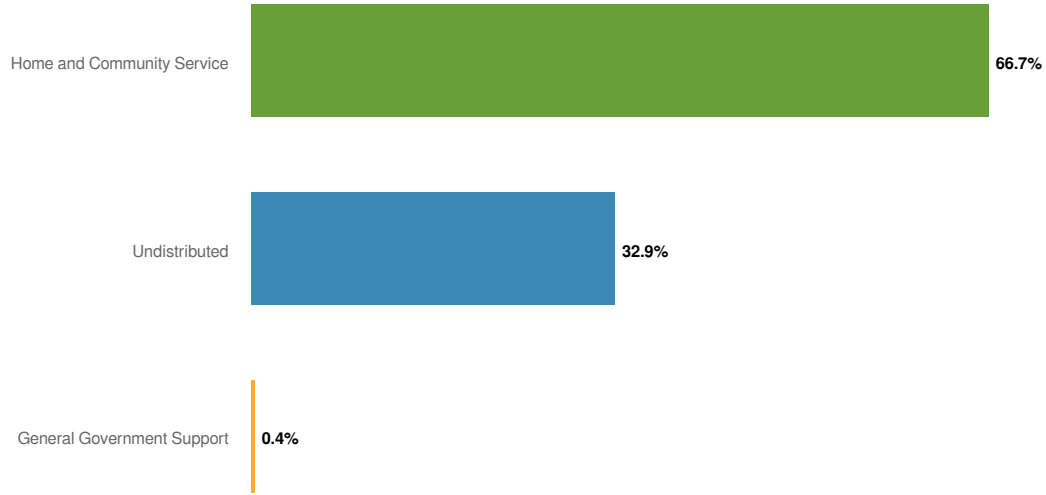


Name	FY2022 Budgeted	FY2022 Actual	FY2023 Budgeted	FY2024 Budgeted	FY2023 Budgeted vs. FY2024 Budgeted (\$ Change)
Revenue Source					
Departmental Income					
SEWER RENTS	\$4,500,000.00	\$3,806,061.62	\$4,750,000.00	\$4,733,757.30	-\$16,242.70
SEWER SERVICE CHARGES	\$1,000.00		\$1,000.00	\$1,000.00	\$0.00
PENALTIES ON SEWER RENTS	\$142,000.00		\$200,000.00	\$170,000.00	-\$30,000.00
IPP SERVICE CHARGE			\$20,000.00	\$0.00	-\$20,000.00
Total Departmental Income:	\$4,643,000.00	\$3,806,061.62	\$4,971,000.00	\$4,904,757.30	-\$66,242.70
Intergovernmental Charges					
INTEREST AND EARNINGS	\$5,000.00	\$2,265.88	\$5,000.00	\$10,000.00	\$5,000.00
RENTAL OF REAL PROPERTY	\$172,860.00	\$190,910.04	\$172,860.00	\$190,000.00	\$17,140.00
SALE OF SCRAP AND EXCESS MATERIAL	\$1,500.00	\$150.00	\$1,500.00	\$1,500.00	\$0.00
Total Intergovernmental Charges:	\$179,360.00	\$193,325.92	\$179,360.00	\$201,500.00	\$22,140.00
Federal Aid					
TRANSFERS IN	\$0.00	\$496,374.48	\$0.00	\$0.00	\$0.00
Total Federal Aid:	\$0.00	\$496,374.48	\$0.00	\$0.00	\$0.00
Total Revenue Source:	\$4,822,360.00	\$4,495,762.02	\$5,150,360.00	\$5,106,257.30	-\$44,102.70

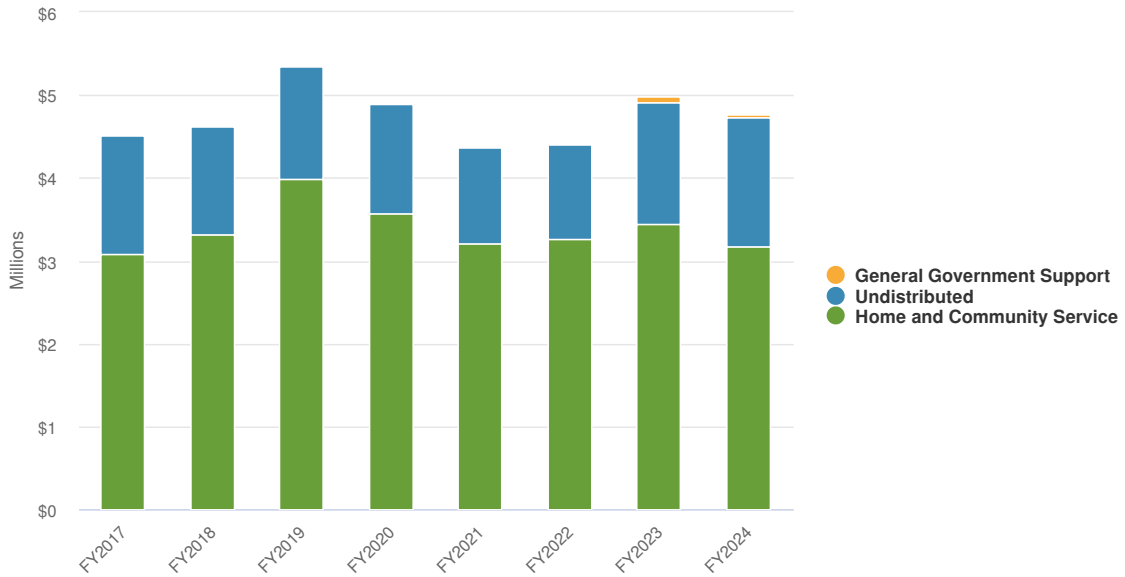


Expenditures by Function

Budgeted Expenditures by Function



Budgeted and Historical Expenditures by Function



Name	FY2022 Budgeted	FY2022 Actual	FY2023 Budgeted	FY2024 Budgeted	FY2023 Budgeted vs. FY2024 Budgeted (\$ Change)
Expenditures					



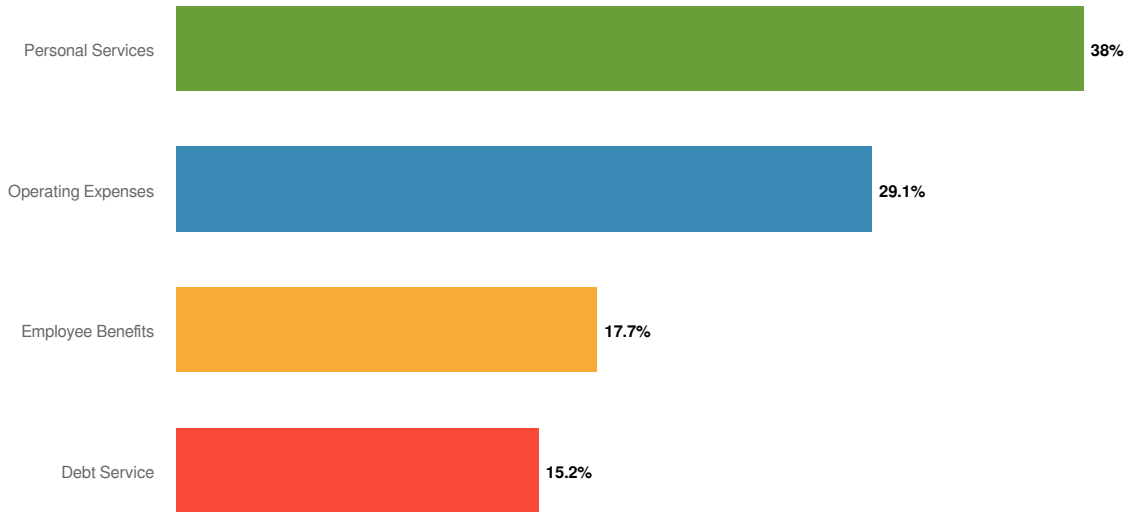
Name	FY2022 Budgeted	FY2022 Actual	FY2023 Budgeted	FY2024 Budgeted	FY2023 Budgeted vs. FY2024 Budgeted (\$ Change)
General Government Support					
Operating Expenses					
UNALLOCATED INSURANCE - OPERATIONS	\$10,000.00	\$10,000.00	\$1,000.00	\$10,000.00	\$9,000.00
JUDGEMENTS AND CLAIMS - OPERATIONS	\$15,000.00		\$0.00	\$10,000.00	\$10,000.00
CONTINGENT ACCOUNT - ADMINISTRATION	\$70,000.00		\$70,000.00	\$0.00	-\$70,000.00
Total Operating Expenses:	\$95,000.00	\$10,000.00	\$71,000.00	\$20,000.00	-\$51,000.00
Total General Government Support:	\$95,000.00	\$10,000.00	\$71,000.00	\$20,000.00	-\$51,000.00
Home and Community Service					
Personal Services					
SANITARY SEWERS - PERSONAL SERVICES	\$500,465.00	\$472,381.42	\$545,451.00	\$562,667.00	\$17,216.00
SEWAGE TREATMENT - PERSONAL SERVICES	\$1,517,878.00	\$1,463,121.63	\$1,498,550.00	\$1,246,258.00	-\$252,292.00
Total Personal Services:	\$2,018,343.00	\$1,935,503.05	\$2,044,001.00	\$1,808,925.00	-\$235,076.00
Operating Expenses					
SANITARY SEWERS - REPAIRS & MAINTENANCE	\$40,000.00	\$25,454.43	\$60,000.00	\$65,000.00	\$5,000.00
SANITARY SEWERS - BUILDING & GROUNDS	\$31,500.00	\$33,509.86	\$35,000.00	\$50,000.00	\$15,000.00
SANITARY SEWERS - UTILITIES	\$61,200.00	\$65,772.83	\$61,200.00	\$61,200.00	\$0.00
SANITARY SEWERS - OPERATIONS	\$25,000.00	\$115,462.84	\$40,000.00	\$45,000.00	\$5,000.00
SEWAGE TREATMENT - MAINTENANCE TOOLS	\$2,000.00	\$1,029.19	\$0.00	\$2,000.00	\$2,000.00
SEWAGE TREATMENT - MAINTENANCE EQUIPMENT	\$10,000.00	\$851.82	\$8,000.00	\$10,000.00	\$2,000.00
SEWAGE TREATMENT - PUBLIC SAFETY EQUIP	\$2,000.00	\$3,018.92	\$2,000.00	\$2,000.00	\$0.00
SEWAGE TREATMENT - LABORATORY EQUIPMENT	\$15,000.00	\$13,311.21	\$20,000.00	\$17,250.00	-\$2,750.00
SEWAGE TREATMENT - I P P EQUIPMENT	\$10,000.00	\$11,215.44	\$20,000.00	\$15,000.00	-\$5,000.00
SEWAGE TREATMENT - ADMINISTRATION	\$16,000.00	\$19,561.96	\$30,000.00	\$17,500.00	-\$12,500.00
SEWAGE TREATMENT - REPAIRS & MAINTENANCE	\$65,000.00	\$77,922.13	\$75,000.00	\$70,000.00	-\$5,000.00
R&M, FERRIC CHLORIDE TANK	\$0.00		\$80,000.00	\$0.00	-\$80,000.00
SEWAGE TREATMENT - BUILDING & GROUNDS	\$50,000.00	\$22,856.08	\$25,000.00	\$25,000.00	\$0.00
SEWAGE TREATMENT - UTILITIES	\$350,000.00	\$283,062.00	\$350,000.00	\$360,500.00	\$10,500.00
SEWAGE TREATMENT - OPERATIONS	\$450,000.00	\$645,467.17	\$600,000.00	\$575,000.00	-\$25,000.00
SEWAGE TREATMENT - STORM WATER PROGRAM				\$50,000.00	\$50,000.00



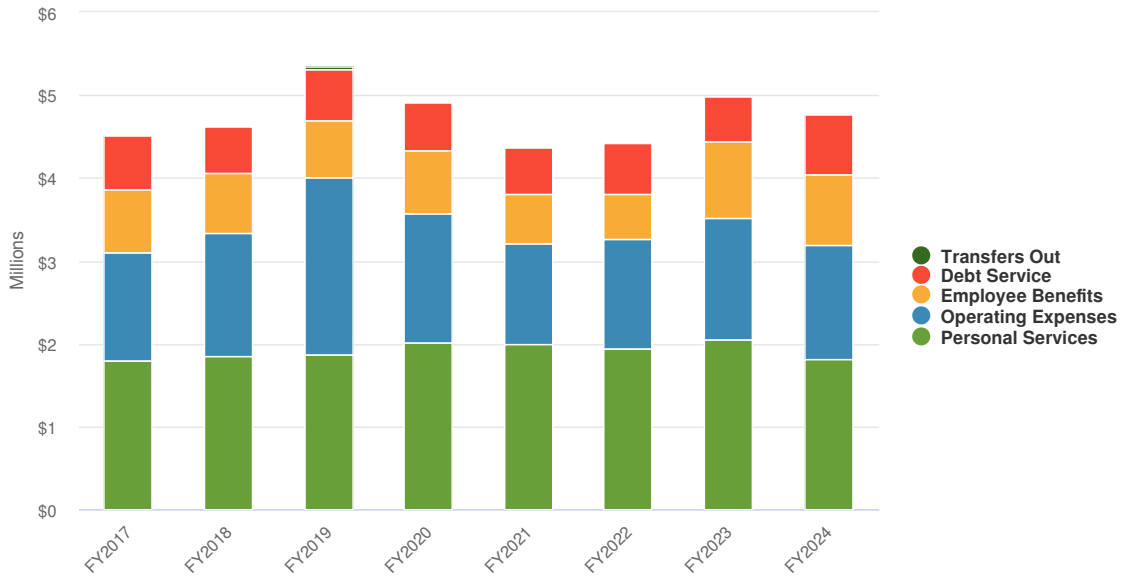
Name	FY2022 Budgeted	FY2022 Actual	FY2023 Budgeted	FY2024 Budgeted	FY2023 Budgeted vs. FY2024 Budgeted (\$ Change)
Total Operating Expenses:	\$1,127,700.00	\$1,318,495.88	\$1,406,200.00	\$1,365,450.00	-\$40,750.00
Total Home and Community Service:	\$3,146,043.00	\$3,253,998.93	\$3,450,201.00	\$3,174,375.00	-\$275,826.00
Undistributed					
Employee Benefits					
STATE RETIREMENT - REGULAR CITY EMPLOYEES	\$210,000.00	\$44,369.68	\$210,000.00	\$277,900.00	\$67,900.00
SOCIAL SECURITY - SOCIAL SECURITY	\$172,500.00	\$142,094.14	\$177,675.00	\$186,558.75	\$8,883.75
WORKERS COMPENSATION - WORKERS COMPENSATION	\$40,000.00	\$7,344.68	\$40,000.00	\$40,000.00	\$0.00
LIFE INSURANCE - LIFE INSURANCE	\$5,000.00	\$3,795.00	\$5,000.00	\$5,000.00	\$0.00
MEDICAL INSURANCE - MEDICAL INSURANCE	\$406,321.00	\$297,087.05	\$422,573.84	\$280,000.00	-\$142,573.84
RETIREE MEDICAL INSURANCE	\$46,000.00	\$43,375.68	\$47,840.00	\$35,000.00	-\$12,840.00
MEDICAL INSURANCE WAIVER	\$16,000.00		\$16,640.00	\$16,640.00	\$0.00
Total Employee Benefits:	\$895,821.00	\$538,066.23	\$919,728.84	\$841,098.75	-\$78,630.09
Debt Service					
SERIAL BONDS - SERIAL BOND PRINCIPAL	\$453,000.00	\$453,000.00	\$450,000.00	\$408,000.00	-\$42,000.00
SERIAL BONDS - SERIAL BOND INTEREST	\$80,000.00	\$78,221.26	\$88,000.00	\$177,415.00	\$89,415.00
BOND ANTICIPATION NOTES - BAN INTEREST	\$0.00		\$0.00	\$51,062.50	\$51,062.50
STATE LOANS - STATE LOANS PRINCIPLE		\$87,500.00		\$0.00	\$0.00
STATE LOAN - STATE LOAN INTEREST			\$0.00	\$87,500.00	\$87,500.00
Total Debt Service:	\$533,000.00	\$618,721.26	\$538,000.00	\$723,977.50	\$185,977.50
Total Undistributed:	\$1,428,821.00	\$1,156,787.49	\$1,457,728.84	\$1,565,076.25	\$107,347.41
Total Expenditures:	\$4,669,864.00	\$4,420,786.42	\$4,978,929.84	\$4,759,451.25	-\$219,478.59

Expenditures by Expense Type

Budgeted Expenditures by Expense Type



Budgeted and Historical Expenditures by Expense Type



Name	FY2022 Budgeted	FY2022 Actual	FY2023 Budgeted	FY2024 Budgeted	FY2023 Budgeted vs. FY2024 Budgeted (\$ Change)
Expense Objects					



Name	FY2022 Budgeted	FY2022 Actual	FY2023 Budgeted	FY2024 Budgeted	FY2023 Budgeted vs. FY2024 Budgeted (\$ Change)
Personal Services					
Home and Community Service					
SANITARY SEWERS - PERSONAL SERVICES	\$500,465.00	\$472,381.42	\$545,451.00	\$562,667.00	\$17,216.00
SEWAGE TREATMENT - PERSONAL SERVICES	\$1,517,878.00	\$1,463,121.63	\$1,498,550.00	\$1,246,258.00	-\$252,292.00
Total Home and Community Service:	\$2,018,343.00	\$1,935,503.05	\$2,044,001.00	\$1,808,925.00	-\$235,076.00
Total Personal Services:	\$2,018,343.00	\$1,935,503.05	\$2,044,001.00	\$1,808,925.00	-\$235,076.00
Operating Expenses					
General Government Support					
UNALLOCATED INSURANCE - OPERATIONS	\$10,000.00	\$10,000.00	\$1,000.00	\$10,000.00	\$9,000.00
JUDGEMENTS AND CLAIMS - OPERATIONS	\$15,000.00		\$0.00	\$10,000.00	\$10,000.00
CONTINGENT ACCOUNT - ADMINISTRATION	\$70,000.00		\$70,000.00	\$0.00	-\$70,000.00
Total General Government Support:	\$95,000.00	\$10,000.00	\$71,000.00	\$20,000.00	-\$51,000.00
Home and Community Service					
SANITARY SEWERS - REPAIRS & MAINTENANCE	\$40,000.00	\$25,454.43	\$60,000.00	\$65,000.00	\$5,000.00
SANITARY SEWERS - BUILDING & GROUNDS	\$31,500.00	\$33,509.86	\$35,000.00	\$50,000.00	\$15,000.00
SANITARY SEWERS - UTILITIES	\$61,200.00	\$65,772.83	\$61,200.00	\$61,200.00	\$0.00
SANITARY SEWERS - OPERATIONS	\$25,000.00	\$115,462.84	\$40,000.00	\$45,000.00	\$5,000.00
SEWAGE TREATMENT - MAINTENANCE TOOLS	\$2,000.00	\$1,029.19	\$0.00	\$2,000.00	\$2,000.00
SEWAGE TREATMENT - MAINTENANCE EQUIPMENT	\$10,000.00	\$851.82	\$8,000.00	\$10,000.00	\$2,000.00
SEWAGE TREATMENT - PUBLIC SAFETY EQUIP	\$2,000.00	\$3,018.92	\$2,000.00	\$2,000.00	\$0.00
SEWAGE TREATMENT - LABORATORY EQUIPMENT	\$15,000.00	\$13,311.21	\$20,000.00	\$17,250.00	-\$2,750.00
SEWAGE TREATMENT - I P P EQUIPMENT	\$10,000.00	\$11,215.44	\$20,000.00	\$15,000.00	-\$5,000.00
SEWAGE TREATMENT - ADMINISTRATION	\$16,000.00	\$19,561.96	\$30,000.00	\$17,500.00	-\$12,500.00
SEWAGE TREATMENT - REPAIRS & MAINTENANCE	\$65,000.00	\$77,922.13	\$75,000.00	\$70,000.00	-\$5,000.00
R&M, FERRIC CHLORIDE TANK	\$0.00		\$80,000.00	\$0.00	-\$80,000.00
SEWAGE TREATMENT - BUILDING & GROUNDS	\$50,000.00	\$22,856.08	\$25,000.00	\$25,000.00	\$0.00
SEWAGE TREATMENT - UTILITIES	\$350,000.00	\$283,062.00	\$350,000.00	\$360,500.00	\$10,500.00
SEWAGE TREATMENT - OPERATIONS	\$450,000.00	\$645,467.17	\$600,000.00	\$575,000.00	-\$25,000.00
SEWAGE TREATMENT - STORM WATER PROGRAM				\$50,000.00	\$50,000.00
Total Home and Community Service:	\$1,127,700.00	\$1,318,495.88	\$1,406,200.00	\$1,365,450.00	-\$40,750.00
Total Operating Expenses:	\$1,222,700.00	\$1,328,495.88	\$1,477,200.00	\$1,385,450.00	-\$91,750.00



Name	FY2022 Budgeted	FY2022 Actual	FY2023 Budgeted	FY2024 Budgeted	FY2023 Budgeted vs. FY2024 Budgeted (\$ Change)
Debt Service					
Undistributed					
SERIAL BONDS - SERIAL BOND PRINCIPAL	\$453,000.00	\$453,000.00	\$450,000.00	\$408,000.00	-\$42,000.00
SERIAL BONDS - SERIAL BOND INTEREST	\$80,000.00	\$78,221.26	\$88,000.00	\$177,415.00	\$89,415.00
BOND ANTICIPATION NOTES - BAN INTEREST	\$0.00		\$0.00	\$51,062.50	\$51,062.50
STATE LOANS - STATE LOANS PRINCIPLE		\$87,500.00		\$0.00	\$0.00
STATE LOAN - STATE LOAN INTEREST			\$0.00	\$87,500.00	\$87,500.00
Total Undistributed:	\$533,000.00	\$618,721.26	\$538,000.00	\$723,977.50	\$185,977.50
Total Debt Service:	\$533,000.00	\$618,721.26	\$538,000.00	\$723,977.50	\$185,977.50
Employee Benefits					
Undistributed					
STATE RETIREMENT - REGULAR CITY EMPLOYEES	\$210,000.00	\$44,369.68	\$210,000.00	\$277,900.00	\$67,900.00
SOCIAL SECURITY - SOCIAL SECURITY	\$172,500.00	\$142,094.14	\$177,675.00	\$186,558.75	\$8,883.75
WORKERS COMPENSATION - WORKERS COMPENSATION	\$40,000.00	\$7,344.68	\$40,000.00	\$40,000.00	\$0.00
LIFE INSURANCE - LIFE INSURANCE	\$5,000.00	\$3,795.00	\$5,000.00	\$5,000.00	\$0.00
MEDICAL INSURANCE - MEDICAL INSURANCE	\$406,321.00	\$297,087.05	\$422,573.84	\$280,000.00	-\$142,573.84
RETIREE MEDICAL INSURANCE	\$46,000.00	\$43,375.68	\$47,840.00	\$35,000.00	-\$12,840.00
MEDICAL INSURANCE WAIVER	\$16,000.00		\$16,640.00	\$16,640.00	\$0.00
Total Undistributed:	\$895,821.00	\$538,066.23	\$919,728.84	\$841,098.75	-\$78,630.09
Total Employee Benefits:	\$895,821.00	\$538,066.23	\$919,728.84	\$841,098.75	-\$78,630.09
Total Expense Objects:	\$4,669,864.00	\$4,420,786.42	\$4,978,929.84	\$4,759,451.25	-\$219,478.59



DEBT



2024 Indebtedness Schedule

City of North Tonawanda, New York							
General Fund: 2024 Indebtedness Schedule							
Description/ Account Code	Maturity Period	Interest Rate	Pay Dates	Beginning Balance	Current Payment	Ending Balance	Interest Payments
2016 Various Purpose	2017-2036	2.142%	4/1, 10/1	745,000	275,000	470,000	14,119
2016 Taxable (Marina)	2017-2028	2.987%	4/1, 10/1	515,000	100,000	415,000	13,726
2017 Various Purpose	2018-2032	3.118%	4/1, 10/1	740,000	95,000	645,000	18,543
2018 Various Purpose	2019-2033	3.616%	6/1, 12/1	1,405,000	140,000	1,265,000	47,373
2018 Various Purpose	2019-2033	3.069%	6/1, 12/1	245,000	25,000	220,000	7,200
2019 Various Purpose	2020-2034	3.350%	6/1, 12/1	300,000	25,000	275,000	10,862
2020 Various Purpose	2021-2035	3.500%	6/1, 12/1	658,450	63,400	595,050	18,734
2023 Various Purpose	2024-2048	4.000%	5/15, 11/15	3,868,375	255,375	3,613,000	227,279
Total				\$ 8,476,825	\$ 978,775	\$ 7,498,050	\$ 357,835

City of North Tonawanda, New York							
Water Fund: 2024 Indebtedness Schedule							
Description/ Account Code	Maturity Period	Interest Rate	Pay Dates	Beginning Balance	Current Payment	Ending Balance	Interest Payments
2023 Various Purpose	2024-2048	4.000%	5/15, 11/15	2,100,000	66,000	2,034,000	123,382
Total				\$ 2,100,000	\$ 66,000	\$ 2,034,000	\$ 123,382

City of North Tonawanda, New York							
Sewer Fund: 2024 Indebtedness Schedule							
Description/ Account Code	Maturity Period	Interest Rate	Pay Dates	Beginning Balance	Current Payment	Ending Balance	Interest Payments
2016 Various Purpose	2017-2036	2.142%	4/1, 10/1	905,000	150,000	755,000	18,950
2016 Refunding	2016-2026	1.672%	4/1, 10/1	275,000	95,000	180,000	5,500
2018 Various Purpose	2019-2033	3.616%	6/1, 12/1	490,000	50,000	440,000	16,621
2019 Various Purpose	2020-2034	3.350%	6/1, 12/1	305,000	25,000	280,000	10,713
2020 Various Purpose	2021-2035	3.500%	6/1, 12/1	276,550	26,600	249,950	7,866
2023 Various Purpose	2024-2048	4.000%	5/15, 11/15	851,000	28,000	823,000	49,999
Total				\$ 3,102,550	\$ 374,600	\$ 2,727,950	\$ 109,649

