

SAVE - 2017 Trash Pickup Rules & Helpful Ideas - SAVE

Garbage and Trash:

All materials must be placed at the curb by 6:00 AM on your scheduled collection day. No materials are to be placed at the curb for more than twenty-four hours prior to scheduled collection day. City owned garbage totes and recycle bins should NOT be placed in the street, buried in or on top of snow banks, and should be accessible to Sanitation Crews for pick-up. Empty receptacles must be removed from the curb within twelve hours after collection.

Weekly Collection:

Each week on the scheduled garbage day, the Department will pick up the City issued green garbage receptacle(s) and blue recycling bin(s). In addition, the Department will collect up to:

- Two (2) clear plastic bags of yard waste not exceeding 30 pounds in weight each.
- Major metal appliances and large metal items.
- Tree parts, shrubs, hedges.

Appliances which use Freon as a refrigerant must be certified Freon free by a Refrigerant Recovery Technician prior to being placed out for collection under Federal Regulations. Such appliances must exhibit a "Freon Free Sticker" before the Department will collect them.

Scheduled Heavy Pickup Collection Dates:

Bulky items such as large household furnishings (i.e. sofas, chairs, tables, beds, carpets, etc.) may be set out for collection only on the scheduled Heavy Pickup Collection Dates. Quantities are limited to four (4) **cubic yards** per property (3' X 3' X 12') and construction/demolition and hazardous materials are not to be placed to the curb.

Scheduled Heavy Pickup Collection Dates shall be published each year in the spring in the City's official newspaper, (The Tonawanda Extra) on the City's website, and at City Hall.

The 2017 Scheduled Heavy Pickup Collection Dates for the year are as follows. Residents should set out their large household furnishings on the evening of the first Sunday of each month, excluding November. The Department will begin collections on our next workday,

Sunday, January 1	Sunday, April 2	Sunday, July 2	Sunday, October 1
Sunday, February 5	Sunday, May 7	Sunday, August 6	No November Pick Up
Sunday, March 5	Sunday, June 4	Sunday, September 3	Sunday, December 3

Additional City Issued Garbage Receptacles:

Residential producers of garbage are limited to one (1) garbage receptacle per dwelling unit up to a maximum of four (4) garbage receptacles per property. Non-residential producers of garbage are limited to four (4) garbage receptacles per property.

Where less than four (4) garbage receptacles have been issued to a property, residential producers may request one (1) additional garbage receptacle for an annual fee of \$65.

The application fee of \$65 will include delivery/pickup charges, receptacle cost, and collection/disposal costs for the remainder of the calendar year during which the request is made regardless of when the request is made. Any active extra garbage receptacle accounts will be automatically added to the property tax bill for the following year. Requests to remove additional receptacles will have to be made prior to December 31st of the prior year to avoid being placed on the next year's tax levy. Commitments for an additional receptacle are made in one full calendar year increments. Call Public Works for details.

Missing, Stolen or Damaged Receptacles:

Property owners requesting a replacement of a City issued receptacle which they are reporting as missing, stolen or damaged by misuse, shall be required to sign a statement stating their request and the reason for the request along with the payment of the amount equal to the City's cost to acquire the replacement receptacle. Current charges are:

Blue Recycling Bin	- \$7.00
Green 35-Gallon Cart	- \$30.34
Green 65-Gallon Cart	- \$36.95
Green 95-Gallon Cart	- \$54.00

Garbage and recycling receptacles issued by the City to certain properties shall **NOT** be removed from these properties nor painted or otherwise defaced.

Solid Waste generated by a contractor, including brush and tree parts, will **NOT** be picked up by the Department of Public Works.

Solid Waste not used or produced at residence of pick up will **NOT** be picked up by the Department of Public Works.

Construction/Demolition Debris will **NOT** be collected by the Department of Public Works.

Do not place brush and tree parts over ground fixtures (water shut-offs, hydrants, sewer vents)

Holiday "Pick Up 'Schedule": www.northtonawanda.org

New Year's Day	*Presidents Day	Good Friday	*Memorial Day
Independence Day	Labor Day	*Columbus Day	Veteran's Day
Thanksgiving Day	Christmas Day		

*** Federally designated Holiday**

If your scheduled pick up falls on or follows any of the above holidays, pickup will then be delayed one day. (Friday pickup will be Saturday) – (Subject to Change)

Tires: Will **NOT** be picked up at the curb. Tires may be brought in to the Department of Public Works, 758 Erie Avenue, between the hours of 7:00 AM to 3:30 PM, Monday - Friday, where a fee will be charged for disposal. For current disposal fees call 695-8585 (Department of Public Works).

Televisions/Monitors: Televisions/Monitors are **NOT** to be placed at the curb for disposal. North Tonawanda residents may deliver television sets (tube type, flat screen or projection) and monitors to the Department of Public Works for recycling between the hours of 7:00 AM and 3:00 PM, Monday through Friday, except Holidays. Proof of residency is required.

Electronic Waste: Electronic waste such as computers, laptops, printers, fax/photocopiers, VCR/DVD players, audio/video equipment, telephones, etc. may be recycled by bringing them to the Public Works Department during regular business hours (7:00 AM – 3:00 PM, Monday-Friday). For a complete listing of accepted recyclable electronic waste, please call Public Works or visit our website.

Waste Motor Oil: Return your used motor oil to the Auto Service Station or Retail Outlet where you purchased it. They are required by law to accept up to five gallons of waste oil. Or you may put used oil (not mixed with any fuel) in a sealed plastic container, label container as to contents, include your name and address and bring it to the Public Works Department for disposal (during regular business hours 7:00 AM – 3:00 PM (Monday – Friday)).

Propane Cylinders: Including one-pound disposal type cylinders, will **NOT** be picked up at the curb. Propane cylinders may be brought in to the Department of Public Works, 758 Erie Avenue, between the hours of 7:00 AM - 3:00 PM for proper disposal.

Automotive Batteries: Trade in your old battery when purchasing a new one. The law requires a deposit charge on batteries. Or bring your old battery to the Department of Public Works for disposal (during regular business hours 7:00 AM – 3:00 PM).

Paint Cans: Place in regular garbage after the can is completely empty or has been solidified by mixing in an absorbent such as kitty litter, sawdust, or sand. Leave lid off paint can.

Household Hazardous Waste (HHW): Hazardous Wastes such as fuels, pesticides, paint thinners, etc. will **NOT** be collected by the City of North Tonawanda. Residents with questions, please visit www.rethinkyourwaste.com.

Dusts – Loose materials such as wood ashes, construction dust, and floor sweepings should be properly contained (bagged or boxed) before being placed in the green tote, to avoid inhalation hazard.

Disposal of Hypodermic Syringes: The medical facility or pharmacy of original purchase can provide for disposal. To dispose of in regular garbage, the use of a heavy plastic container with sealing cap such as a laundry detergent bottle is required.

Donations: Call the Salvation Army, Amvets or other charities to donate clothing, furniture, or other reusable items before putting them in the garbage. Someone may need these items and you may get a tax deduction.











Questions? - Information - Call Department of Public Works

Phone: 695-8585

Fax: 695-8587 web site: www.northtonawanda.org

CITY OF NORTH TONAWANDA RECYCLING AND GARBAGE COLLECTION INFORMATION



MATERIALS	WHAT TO DO	WHAT NOT TO DO
<ul style="list-style-type: none"> ● NEWSPAPERS ● MAGAZINES ● CATALOGS ● PHONE BOOKS  <ul style="list-style-type: none"> • Anything that comes with your regular newspaper. • Magazines, catalogs and phone books delivered to your home or purchased at a newsstand. • Keep clean and dry (cover when wet weather is expected). 	<ul style="list-style-type: none"> • Place newspaper in paper grocery bag • Place bags on top or next to blue recycling box 	<p>ITEMS NOT RECYCLABLE</p> <ul style="list-style-type: none"> • Napkins, tissue paper, paper towels, wax paper, or wrapping paper • DO NOT USE STRING OR PLASTIC BAGS
<ul style="list-style-type: none"> ● JUNK MAIL  <ul style="list-style-type: none"> • Envelopes • Letters & enclosures • Advertisement flyers • School papers • Colored papers • Computer paper • Coupons, etc. 	<ul style="list-style-type: none"> • Place everything into recycle bin 	<p>ITEMS NOT RECYCLABLE</p> <ul style="list-style-type: none"> • Plastic envelopes • Plastic wrapping or tape • Carbon paper • DO NOT use plastic bags or place out loose
<ul style="list-style-type: none"> ● BOX BOARD  <p>Lightweight Cardboard</p> <ul style="list-style-type: none"> • Dry food boxes, cereal, cookie, snacks, macaroni boxes, etc. • Non food boxes, health care, gift boxes, paper product tubes, shoe boxes, etc. 	<ul style="list-style-type: none"> • Remove wax paper and plastic liners • Remove all styrofoam packing • Disassemble and flatten • Please keep clean and dry 	<p>ITEMS NOT RECYCLABLE</p> <ul style="list-style-type: none"> • Any food-soiled cardboard • Frozen AND refrigerated food and microwave containers • Beer and soda and waxed packaging • Egg cartons • DO NOT use plastic bags or place out loose.
<ul style="list-style-type: none"> ● CORRUGATED CARDBOARD  <ul style="list-style-type: none"> • Heavy paper items used for packaging, mailing or shipping. • Corrugated cardboard has 2 outer layers of heavy paper with a ribbed section in the middle • DISASSEMBLE AND FLATTEN 	<ul style="list-style-type: none"> • Disassemble and flatten • Set next to or under other recyclables • Keep clean and dry • No pieces larger than 3' x 3' • Do not place in unflattened box 	<p>ITEMS NOT RECYCLABLE</p> <ul style="list-style-type: none"> • PIZZA BOXES, or any other cardboard contaminated with food • Wax-coated cardboard • Oil-stained cardboard • Dirty boxes, yellowish "Foreign" cardboard
<ul style="list-style-type: none"> ● GABLE-TOP CONTAINERS  <p>Gable-top Containers</p> <ul style="list-style-type: none"> • Milk cartons • Juice cartons • Individual drink boxes Place loose in blue box with other containers 	<ul style="list-style-type: none"> • Rinse thoroughly and drain • Cartons with plastic spouts, remove lids • Remove straws • Please flatten 	<p>ITEMS NOT RECYCLABLE</p> <ul style="list-style-type: none"> • Straws from drink boxes • Individual drink pouches • DO NOT place in plastic bags <p style="border: 1px solid black; padding: 2px; display: inline-block;">OPEN GABLE-TOP IF POSSIBLE</p>
<ul style="list-style-type: none"> ● GLASS BOTTLES  <p>RINSE THOROUGHLY</p> <p>PLACE LOOSE IN BLUE BOX</p> 	<ul style="list-style-type: none"> • Rinse containers thoroughly. • Remove lids & caps • Labels DO NOT have to be removed • Place containers & METAL lids and caps in blue box 	<p>ITEMS NOT RECYCLABLE</p> <ul style="list-style-type: none"> • Ceramic bottles and other ceramic items, flower pots, crystal, light bulbs, mirror & window glass, heat resistant ovenware, hypodermic syringes • DO NOT BREAK GLASS
<ul style="list-style-type: none"> ● METAL CANS  <p>RINSE THOROUGHLY</p> <p>DO NOT PLACE IN PLASTIC BAGS</p> <p>PLACE LOOSE IN BLUE BOX</p>	<ul style="list-style-type: none"> • Rinse containers thoroughly • Labels DO NOT have to be removed • Place loose in blue box with other containers • NO paint cans 	<p>ITEMS NOT RECYCLABLE</p> <ul style="list-style-type: none"> • Propane cylinders, silverware, metal/cardboard container (frozen juice, motor oil), small appliances, metal cookware, tin foil or hypodermic needles <p style="border: 1px solid black; padding: 2px; display: inline-block;">DO NOT INCLUDE ANY TYPE BATTERY</p>
<ul style="list-style-type: none"> ● PLASTIC  <p>RINSE THOROUGHLY</p> <p>PLACE LOOSE IN BLUE BOX</p> 	<ul style="list-style-type: none"> • Rinse thoroughly and drain • Labels DO NOT have to be removed • Please flatten <p>EXAMPLES: Milk & water jugs, juice & all beverage bottles, soap & detergent bottles, ketchup & salad dressing bottles, yogurt, cottage cheese, margarine & "baby wipes" tubs, lawn furniture, plastic toys (no metal axles, etc.), plastic pails (clean, no metal handles), plastic crates</p>	<p>ITEMS NOT RECYCLABLE</p> <ul style="list-style-type: none"> • Styrofoam, microwave trays, plastic bags, plates, tableware, medicine bottles, plexiglass, fast food containers, snack bags, tupperware, oil or antifreeze containers • EVEN IF LABELED WITH SYMBOL • NO plastic pool covers, liners • NO plastic pipe • NO plastic flower pots • NO plastic electric toys • NO siding • NO PLASTIC BAGS

- Place your clean glass, metal and plastic containers, milk cartons and gable-top containers in the blue box together.
- Place your newspapers, magazines, lightweight boxboard and junk mail in paper grocery bags.
- Place your flattened corrugated cardboard boxes under or next to your container. No pieces larger than 3' x 3'.
- Place your blue box and paper and cardboard items neatly stacked at curb by **6:00 AM** on your regular garbage collection day.



Keep separate from the rest of your garbage.
Please post this in a convenient place or place in phone book for easy reference.
Questions? - Information - Call Department of Public Works - 695-8585
Moving? Remember the Recycling Bin Stays with the house.

Printed on Recycled Paper with Soy Ink