











CITY OF NORTH TONAWANDA RECYCLING AND GARBAGE COLLECTION INFORMATION



MATERIALS	WHAT TO DO	WHAT NOT TO DO
<ul style="list-style-type: none"> ● NEWSPAPERS ● MAGAZINES ● CATALOGS ● PHONE BOOKS  <ul style="list-style-type: none"> • Anything that comes with your regular newspaper. • Magazines, catalogs and phone books delivered to your home or purchased at a newsstand. • Keep clean and dry (cover when wet weather is expected). 	<ul style="list-style-type: none"> • Place newspaper in paper grocery bag • Place bags on top or next to blue recycling box 	<p>ITEMS NOT RECYCLABLE</p> <ul style="list-style-type: none"> • Napkins, tissue paper, paper towels, wax paper, or wrapping paper • DO NOT USE STRING OR PLASTIC BAGS
<ul style="list-style-type: none"> ● JUNK MAIL  <ul style="list-style-type: none"> • Envelopes • Letters & enclosures • Advertisement flyers • School papers • Colored papers • Computer paper • Coupons, etc. 	<ul style="list-style-type: none"> • Place everything into recycle bin 	<p>ITEMS NOT RECYCLABLE</p> <ul style="list-style-type: none"> • Plastic envelopes • Plastic wrapping or tape • Carbon paper • DO NOT use plastic bags or place out loose
<ul style="list-style-type: none"> ● BOX BOARD  <p>Lightweight Cardboard</p> <ul style="list-style-type: none"> • Dry food boxes, cereal, cookie, snacks, macaroni boxes, etc. • Non food boxes, health care, gift boxes, paper product tubes, shoe boxes, etc. 	<ul style="list-style-type: none"> • Remove wax paper and plastic liners • Remove all styrofoam packing • Disassemble and flatten • Please keep clean and dry 	<p>ITEMS NOT RECYCLABLE</p> <ul style="list-style-type: none"> • Any food-soiled cardboard • Frozen AND refrigerated food and microwave containers • Beer and soda and waxed packaging • Egg cartons • DO NOT use plastic bags or place out loose.
<ul style="list-style-type: none"> ● CORRUGATED CARDBOARD  <ul style="list-style-type: none"> • Heavy paper items used for packaging, mailing or shipping. • Corrugated cardboard has 2 outer layers of heavy paper with a ribbed section in the middle • DISASSEMBLE AND FLATTEN 	<ul style="list-style-type: none"> • Disassemble and flatten • Set next to or under other recyclables • Keep clean and dry • No pieces larger than 3' x 3' • Do not place in unflattened box 	<p>ITEMS NOT RECYCLABLE</p> <ul style="list-style-type: none"> • PIZZA BOXES, or any other cardboard contaminated with food • Wax-coated cardboard • Oil-stained cardboard • Dirty boxes, yellowish "Foreign" cardboard
<ul style="list-style-type: none"> ● GABLE-TOP CONTAINERS  <p>Gable-top Containers</p> <ul style="list-style-type: none"> • Milk cartons • Juice cartons • Individual drink boxes Place loose in blue box with other containers 	<ul style="list-style-type: none"> • Rinse thoroughly and drain • Cartons with plastic spouts, remove lids • Remove straws • Please flatten 	<p>ITEMS NOT RECYCLABLE</p> <ul style="list-style-type: none"> • Straws from drink boxes • Individual drink pouches • DO NOT place in plastic bags <div style="border: 1px solid black; padding: 2px; text-align: center;">OPEN GABLE-TOP IF POSSIBLE</div>
<ul style="list-style-type: none"> ● GLASS BOTTLES  <p>RINSE THOROUGHLY</p> <p>PLACE LOOSE IN BLUE BOX</p> 	<ul style="list-style-type: none"> • Rinse containers thoroughly. • Remove lids & caps • Labels DO NOT have to be removed • Place containers & METAL lids and caps in blue box 	<p>ITEMS NOT RECYCLABLE</p> <ul style="list-style-type: none"> • Ceramic bottles and other ceramic items, flower pots, crystal, light bulbs, mirror & window glass, heat resistant ovenware, hypodermic syringes • DO NOT BREAK GLASS
<ul style="list-style-type: none"> ● METAL CANS  <p>RINSE THOROUGHLY</p> <p>DO NOT PLACE IN PLASTIC BAGS</p> <p>PLACE LOOSE IN BLUE BOX</p>	<ul style="list-style-type: none"> • Rinse containers thoroughly • Labels DO NOT have to be removed • Place loose in blue box with other containers • NO paint cans 	<p>ITEMS NOT RECYCLABLE</p> <ul style="list-style-type: none"> • Propane cylinders, silverware, metal/cardboard container (frozen juice, motor oil), small appliances, metal cookware, tin foil or hypodermic needles <div style="border: 1px solid black; padding: 2px; text-align: center;">DO NOT INCLUDE ANY TYPE BATTERY</div>
<ul style="list-style-type: none"> ● PLASTIC  <p>RINSE THOROUGHLY</p> <p>PLACE LOOSE IN BLUE BOX</p> 	<ul style="list-style-type: none"> • Rinse thoroughly and drain • Labels DO NOT have to be removed • Please flatten <p>EXAMPLES: Milk & water jugs, juice & all beverage bottles, soap & detergent bottles, ketchup & salad dressing bottles, yogurt, cottage cheese, margarine & "baby wipes" tubs, lawn furniture, plastic toys (no metal axles, etc.), plastic pails (clean, no metal handles), plastic crates</p>	<p>ITEMS NOT RECYCLABLE</p> <ul style="list-style-type: none"> • Styrofoam, microwave trays, plastic bags, plates, tableware, medicine bottles, plexiglass, fast food containers, snack bags, tupperware, oil or antifreeze containers • EVEN IF LABELED WITH SYMBOL • NO plastic pool covers, liners • NO plastic pipe • NO plastic flower pots • NO plastic electric toys • NO siding • NO PLASTIC BAGS

- Place your clean glass, metal and plastic containers, milk cartons and gable-top containers in the blue box together.
- Place your newspapers, magazines, lightweight boxboard and junk mail in paper grocery bags.
- Place your flattened corrugated cardboard boxes under or next to your container. No pieces larger than 3' x 3'.
- Place your blue box and paper and cardboard items neatly stacked at curb by **6:00 AM** on your regular garbage collection day.



Keep separate from the rest of your garbage.
Please post this in a convenient place or place in phone book for easy reference.
Questions? - Information - Call Department of Public Works - 695-8585
Moving? Remember the Recycling Bin Stays with the house.