





CITY OF NORTH TONAWANDA RECYCLING AND GARBAGE COLLECTION INFORMATION



MATERIALS	WHAT TO DO	WHAT NOT TO DO
<ul style="list-style-type: none"> • NEWSPAPERS • MAGAZINES • CATALOGS • PHONE BOOKS  <ul style="list-style-type: none"> • Anything that comes with your regular newspaper • Magazines, catalogs and phone books delivered to your home or purchased at a newsstand. • Keep clean and dry (cover when wet weather is expected) 	<ul style="list-style-type: none"> • Place newspaper in paper grocery bag. • Place magazines and catalogs in paper grocery bag. • Place bags on top or next to blue recycling box. 	<p>ITEMS NOT RECYCLABLE</p> <ul style="list-style-type: none"> • Napkins, tissue paper, paper towels, wax paper, or wrapping paper. • DO NOT USE STRING OR PLASTIC BAGS
<ul style="list-style-type: none"> • JUNK MAIL  <ul style="list-style-type: none"> • Envelopes • Letters & enclosures • Advertisement flyers • School papers • Colored papers • Computer paper • Coupons, etc. 	<ul style="list-style-type: none"> • Place junk mail in paper grocery bag • Please keep clean and dry. • Place bag on top of or next to blue recycling box. 	<p>ITEMS NOT RECYCLABLE</p> <ul style="list-style-type: none"> • Plastic envelopes • Plastic wrapping or tape • Carbon paper • DO NOT use plastic bags or place out loose.
<ul style="list-style-type: none"> • BOX BOARD  <p>Lightweight Cardboard</p> <ul style="list-style-type: none"> • Dry food boxes cereal, cookie, snacks, macaroni boxes, etc. • Non food boxes Health care, gift boxes, paper product tubes, shoe boxes, etc. 	<ul style="list-style-type: none"> • Remove wax paper and plastic liners. • Remove all styrofoam packing • Disassemble and flatten. • Please keep clean and dry. 	<p>ITEMS NOT RECYCLABLE</p> <ul style="list-style-type: none"> • Any food soiled cardboard • Frozen food and microwave containers. • Waxed beverage containers • Egg cartons • DO NOT use plastic bags or place out loose.
<ul style="list-style-type: none"> • CORRUGATED CARDBOARD  <ul style="list-style-type: none"> • Heavy paper items used for packaging, mailing or shipping. • Corrugated cardboard has 2 outer layers of heavy paper with a ribbed section in the middle. • Disassemble and flatten. 	<ul style="list-style-type: none"> • Disassemble and flatten, and stack neatly. • Set next to or under other recyclables. • Keep clean and dry. • No pieces larger than 3' x 3' • Do not place in unflattened box. 	<p>ITEMS NOT RECYCLABLE</p> <ul style="list-style-type: none"> • PIZZA BOXES, or any other cardboard contaminated with food • Waxed coated cardboard • Oil stained cardboard • Dirty boxes, yellowish "Foreign" cardboard.

PLEASE NO PLASTIC BAGS

GABLE -TOP CONTAINERS



Gable-top Containers

- Milk cartons
- Juice cartons
- Individual drink boxes
Place loose in blue box with other containers

- Rinse thoroughly and drain
- Cartons with plastic spouts, remove lids.
- Remove straws
- Please flatten

ITEMS NOT RECYCLABLE

- Straws from drink boxes
- Individual drink pouches
- **DO NOT place in plastic bags**
- OPEN GABLE-TOP IF POSSIBLE**
- Do not mix cartons with newspaper or cardboard

GLASS BOTTLES



- All clear, green, and brown food and beverage containers



RINSE THOROUGHLY

PLACE LOOSE IN BLUE BOX

- Rinse containers thoroughly
- Remove lids & caps.
- Labels **DO NOT** have to be removed.
- Place containers & METAL lids and caps in blue box.

ITEMS NOT RECYCLABLE

- Ceramic bottles and other ceramic items, flower pots, crystal, lightbulbs, mirror & window glass, heat resistant overware, hypodermic syringes.
- **DO NOT BREAK GLASS**

METAL CANS



- All metal food & beverage containers (cans).
- **EMPTY** pet food cans.
- Metal lids, closures & caps.
- Empty aerosol cans

PLACE LOOSE IN BLUE BOX

RINSE THOROUGHLY
DO NOT PLACE IN PLASTIC BAGS

- Rinse containers thoroughly
- Labels **DO NOT** have to be removed.
- Place loose in blue box with other containers.
- **NO paint cans.**

ITEMS NOT RECYCLABLE

- Propane cylinders, silverware, metal/cardboard container (frozen juice, motor oil), small appliances, metal cookware, tin foil or hypodermic needles.

DO NOT INCLUDE ANY TYPE BATTERY

PLASTIC



- Only small mouth bottles, food, soap and beverage containers, with threaded cap.
- Look on the bottom of the container for recycling symbols.



RINSE THOROUGHLY

"Small mouth with threaded cap only"

PLACE LOOSE IN BLUE BOX

- Rinse thoroughly and drain.
- Labels **DO NOT** have to be removed.
- Only small necked containers with recycling symbols.
- Please flatten

EXAMPLES:

- Milk & Water jugs
- Juice and all beverage bottles
- Soap & detergent bottles.
- Ketchup & salad dressing

ITEMS NOT RECYCLABLE

- Any plastic container other than small mouth regardless of symbol on bottom are **NOT RECYCLABLE AT THIS TIME NO WIDE MOUTH CONTAINERS SUCH AS:** Yogurt, cottage cheese, margarine, and "baby wipes" tubs. Polystyrene, styrofoam, microwave trays, plastic bags, furniture, plates, tableware, medicine bottles, plexiglass, fast food containers, snack bags, tupperware, oil or antifreeze containers.

EVEN IF LABELED WITH SYMBOL

- Place your clean glass, metal and plastic containers, milk cartons and gable-top containers in the blue box together.
- Place your newspapers, magazines, lightweight boxboard and junk mail in paper grocery bags.
- Place your flattened corrugated cardboard boxes under or next to your container. No pieces larger than 3' x 3'.
- Place your blue box and paper and cardboard items neatly stacked at curb by **6:00 AM** on your regular garbage collection day.

Keep separate from the rest of your garbage.

Please post this in a convenient place or place in phone book for easy reference.

Questions? — Information — Call Department of Public Works — 695-8585

Moving? Remember the Recycling Bin Stays with the house.



PLEASE PLACE IN SAME CONTAINER